

Saint Hockey Record Book 2015-16



Erik Anderson 2001



T.J. Trevelyan 2006



Pete Lappin 1988



Daniel Laperriere 1992



Greg Carey
2013 & 2014
1st Hobey Hat Trick
Finalist



Eric Heffler 1999



Burke Murphy 1996



Drew Bagnall 2007



Kyle Flanagan 2013

The SLU Hobey Baker Finalists

St. Lawrence Hockey at a Glance

St. Lawrence University

Founded: 1856

Enrollment: 2600

President: Dr. William L. Fox

Athletic Director: Bob Durocher

Associate Director: Mike Howard

Associate Director: Randy LaBrake

Assistant Director: Franco Bari

Assistant Director: Jodi Canfield

Assistant Director: Fran Grembowicz

Web Site: www.stlawu.edu

Coaching Staff

Head Coach: Greg Carvel (SLU '93)

Career Record: 53-49-11 (3 years)

SLU Record: same

Office Phone: 315-229-5841

Email: gcarvel@stlawu.edu

Associate Head Coach: Mike Hurlbut (SLU '89)

Assistant Coach: Jared DeMichiel (RIT '10)

Strength Coach: Mike Elberty (SLU '79)

Athletic Trainer: Aisha Visram

Hockey Information

Colors: Scarlet and Brown

Nickname: Saints

Affiliation: NCAA Division I

League: ECAC Hockey

First Intercollegiate Season: 1925-26

All Time Record: 1045-906-117

2014-15 Record: 20-14-3

ECAC Record (Finish): 14-7-1 (2nd)

Arena: Appleton Arena (2300)

Ice Surface: 85x200

Director of Operations: Franco Bari

Box Office Phone: 315-229-5696

Press Box Phone: 315-229-7312

2015-16 Captain: Brian Ward

Assistants: Tommy Thompson, Eric Sweetman,
Alexander Dahl

2014-15 Letterwinners Returning/Lost: 18/9

By Position:

Goaltenders: 2/1

Defensemen: 8/1

Forwards: 11/3

Athletic Media Relations

Director: Wally Johnson (men's hockey contact)

Email: wjohnson@stlawu.edu

Office Phone: 315-229-5588

Mobile: 315-854-4268

Fax: 315-229-5589

Assistant: Beth Spadaccini

Office Phone: 315-229-5566

Assistant: Kelly Vergin

Office Phone: 315-229-5986



Credits: The 2015-16 St. Lawrence University Men's Hockey Record Book was designed, written and edited by Wally Johnson, director of athletic media relations. Photos by Tara Freeman, Nancie Battaglia and Wally Johnson. Special thanks to Jim Finke for help with the all-time player lists.

For up-to-date information on the current Saint team including bios, stories, statistics and other information, please visit our web site at www.stlawu.edu/athletics/

St. Lawrence Hockey History

Hockey was first played at St. Lawrence University on an informal basis early in the 1900s. An outdoor rink was constructed in the campus vicinity as early as 1912 and games were played between campus groups and some outside non-collegiate competition.

Hockey became more formal in terms of competition in the mid-1920s with the start of intercollegiate competition. The earliest recorded games were a pair of losses to Clarkson in the 1925-26 season. Opponents in the early years included both collegiate and club teams. Only games against intercollegiate teams are counted in the Saint hockey records and official score list.

St. Lawrence has played 2068 games since 1925-26 and has compiled an all-time record of 1045-906-117. Hockey declined in the 1930s with no intercollegiate games played for several seasons. It was revived late in the decade, but was interrupted from 1944-46 during the war.

The "modern era" of Saint ice hockey began with the construction and opening of Appleton Arena in 1950-51. The Saint record at Appleton Arena since its opening is 584-316-63

Since the opening of Appleton Arena, the Saint program has produced 35 All America players, seven of whom were two-time selections, ten Hobey Baker Award finalists and seven ECAC Players of the Year.

ECAC Hockey, the largest and oldest collegiate hockey league in the nation, began in 1961-62 and St. Lawrence won the first league championship tournament. Since that time Saint teams have won five other tournament titles and the 2007 Saint team became the third to win the regular season championship.

The St. Lawrence program was one of the best in the East in the 1950s and made its first NCAA tournament appearance in the 1952 season. From its inception in 1948 until 1976, the NCAA tournament was a four-team affair. St. Lawrence made NCAA appearances in 1952, 1955, 1956, 1959, 1960, 1961 and 1962, reaching the championship game in 1961.



Saint hockey teams played on outdoor rinks prior to the opening of Appleton Arena in January of 1951.

The Saints returned to the NCAA tournament in 1983 after a 22-year hiatus and made consecutive appearances in 1987, 1988 and 1989, reaching the championship game for the second time in team history in 1988 with a 4-3 overtime loss to Lake Superior State in the final. The Saints were the second seed in the 1988 and 1992 tournaments, receiving a first round bye and were also the second seed in the East in the 2000 tournament, beating Boston University in a memorable four-overtime quarterfinal which was the longest game in NCAA tournament history at that time. The team returned to the tournament in 2001 and played its second straight opening round overtime game, falling to Colorado College in two overtimes.

The most recent NCAA tournament appearances for the Saints came in the 2006-07 season when the Saints met Boston College in the regional semifinal.

St. Lawrence has served as the host school for two NCAA Frozen Fours, both in Lake Placid. The Saints hosted the 1984 tournament, won by Bowling Green and were both host and finalist in the 1988 tournament.

The 1988 team, which set a program record for victories with 29 (matched the next season) is one of the few teams in NCAA tournament history to reach the final game and be a host school in one tournament.

The 1988 and 1989 teams also hosted the only men's NCAA games played at Appleton Arena, winning a two-game total goals series against Wisconsin 10-4 in 1988 and losing a best of three quarter-final series, also to Wisconsin, 3-1 and 4-2 in 1989. The 1988 team beat Wisconsin 7-0 for the lone NCAA tournament win at Appleton in game one of that total goals series.

While the Saint schedule in the early years frequently featured games with Canadian opponents, the only games which now count in the team records are those against US programs. The schedule does include an annual exhibition against a Canadian team which does not count in the statistics. Saint teams have also played exhibition games against Russian teams, Kladno and Yaroslavl and against a Czech National squad.

Charles W. Appleton II Hockey Coach Greg Carvel

The second St. Lawrence graduate and second Canton native to be named head hockey coach at the University, Greg Carvel '93 took over as Charles W. Appleton II Men's Ice Hockey Coach from Joe Marsh who retired after a stellar 26-season career in the spring of 2012.

Carvel, who joined the Saint staff as an assistant coach prior to the 2011-12 season, spent his first official season as head coach in 2012-13, but served as co-coach along with Associate Head Coach Mike Hurlbut for the 2011-12 season while Marsh was on medical leave. Carvel's 18-16-4 mark in his first official season as coach is the best for a first-year Saint coach since 1955-56. He enjoyed his first 20-win season in 2014-15 and was named the Tim Taylor Award winner as ECAC Coach of the Year.

A former captain and the first CoSIDA Academic All America in program history, Carvel follows Bernie McKinnon '58 as an alumni coach and Paul Patten, who coached from 1947-50 as the second coach in program history who was born and raised in Canton. Carvel was an outstanding hockey and soccer player at Canton High School, earning All Northern honors in both sports. He prepped at the Hotchkiss School and had 35 goals and 75 points for the league championship team. He was first team All New England, MVP in Hockey Night in Boston, Hockey Night Offensive Player of the Year and Hotchkiss MVP among many awards in his prep year.

A member of the National Honor Society and a cum laude Hotchkiss graduate, he earned a Presidential Scholarship to St. Lawrence.

His hockey and academic success carried over to his collegiate career. He was a three-time winner of the Brian McFarlane Award for excellence in academics and hockey, elected to Phi Beta Kappa, the national academic honorary, the winner of the Kevin Dougherty Memorial Scholarship and the Brian P. Doyle Memorial Trophy for leadership, character and athletic ability. He captained the team as a senior, the second Canton native to wear the "C" for the Saints, joining Al Bloomer, who was captain in 1963-64. He led the Saints in scoring with 14 goals and 34 assists as a senior and at graduation was ninth on the all-time Saint career list in assists with 85. He finished his career with 38 goals and 85 assists for 123 points in 130 games. He earned ECAC All-Rookie honors as a freshman and was named the ECAC Best Defensive Forward as a senior.

He played one year of professional hockey in Sweden and then became assistant athletic director and assistant hockey coach at Canterbury Prep. He went on to earn a master's degree in sport management at the University of Massachusetts-Amherst in 1996 and served as an assistant coach for Amherst College while pursuing his degree.



He joined the Saint staff after a 15-year professional hockey career which included assistant coaching positions with the Ottawa Senators and Anaheim Ducks of the National Hockey League, helping both teams reach the Stanley Cup Finals.

He started his professional career as director of hockey operations for the Lowell Lock Monsters of the American Hockey League. He joined Anaheim as scouting coordinator in May of 1999. He added video coaching duties to his title in Anaheim in 2002 and was promoted to assistant coach in 2003. He joined the Senators in 2004 and was on the staff of that team until the summer of 2011.

THE APPLETON COACHING ENDOWMENT

St. Lawrence University became the third eastern college to establish an endowed hockey coaching position in May of 1997 when family and friends of the late Charles W. Appleton II established the Charles W. Appleton II Hockey Coach position in his memory.

Saint coach Joe Marsh was named the first Charles W. Appleton II Hockey Coach, joining coaches at Yale and Harvard as holders of endowed positions.

Appleton, a member of the class of 1960, was one of the University's longtime fans and supporters.

The Appleton family have been major benefactors to the University, and Appleton Arena, the home of the Saints men's and women's hockey teams, bears their name.

The Appleton endowment ensures a predictable annual income that will grow over time, providing greater flexibility for the use of University resources. Over the years, the Saint hockey program has been an important link for many generations of alumni. Given the Appleton family's association with the program since its inception, it is only fitting that the coaching endowment bears their name.



Greg Carvel receives the 2015 Tim Taylor Award from commissioner Steve Hagwell

The Saint Coaching Staff



ASSOCIATE HEAD COACH

MIKE HURLBUT '89

An All America defenseman for the Saints in 1989, Mike Hurlbut joined the Saint coaching staff as a volunteer assistant coach to start the 2002-03 season and became a full-time assistant coach in the spring of 2008. He was named Associate Head Coach in 2011.

A member of two of the most successful teams in program history, the Massena, NY native had a long and successful career in professional hockey. He spent 14 years in the International and American Hockey Leagues and played 29 games, scoring one goal and assisting on eight others, in the National Hockey League.

Among the teams he played for were the Houston Aeros, Minnesota Moose, Binghamton Rangers and Rochester Americans. He played 23 games with the New York Rangers in 1992-93 and also had NHL stints with the Quebec Nordique and Buffalo Sabres.

An all-star defenseman while in Rochester, he was named captain of the 2000 AHL Planet USA all-star team. He played in a total of 839 professional games and scored 117 goals with 364 assists.



ASSISTANT COACH

JARED DeMICHEL

Former Rochester Institute of Technology goaltender Jared DeMichiel was named men's assistant hockey coach in August of 2014.

DeMichiel, originally from Harwinton, CT, assisted Nazareth coach George Roll in building that program and was the RIT goalie during their run to the Frozen Four in the 2009-10 season.

DeMichiel led all of Division I with 27 victories in his senior year, was second in shutouts with six and seventh in goals against average and eighth in save percentage. In 2010, DeMichiel led the Atlantic Hockey Association in every major statistical category and was a first-team Atlantic Hockey Association all-star selection. He also was named Goaltender of the Year and made the Atlantic Hockey Association all-tournament team.

He went 41-19-2 with a 2.48 goals against average and a .909 save percentage in 66 games for the Tigers. Bears. He attended NHL training camps with the Washington Capitals and Boston Bruins. In addition to Hershey, DeMichiel played with the South Carolina Stingrays, Elmira Jackals, Kalamazoo Wings and Chicago Express of the East Coast Hockey League and with Providence of the AHL.


Saint Varsity

Assistant Coaches

Olav Kollevol 1948-50
 Bernie McKinnon 1965-67, 1968-71
 Bill Wilkinson 1971-78
 Dale Henwood[^] 1978-80
 Rob Riley 1981-83
 Charley Molloy 1980-82
 Randy Sexton 1982-85
 Joe Marsh 1983-85
 Don Vaughan 1985-88, 1990-92
 Mark Morris 1985-88
 Pierre McGuire 1988-90
 Paul Flanagan 1988-99
 Jay Heinbuck 1992-02
 Chris Wells 1999-08
Associate Head Coach 2002-08
 Bob Prier 2002-11
Associate Head Coach 2008-15
 Mike Hurlbut* 2003-
Associate Head Coach 2011-12
 Greg Carvel* 2011
 Kris Mayotte 2012-14
 Jared DeMichiel 2014-

[^]-Dale Henwood was head coach 2nd half of 1979-80 season

*-Greg Carvel and Mike Hurlbut were co-coaches in 2011-12 season.



Greg Carvel and hockey commentator Pierre McGuire, a former Saint assistant coach who went on to become a NHL head coach.

The Joe Marsh Era

Hockey coach Joe Marsh retired in May of 2012 following a 26-year career which included some of the brightest moments in program history.

Marsh compiled a record of 468-399-72 in his 26 seasons, the most career victories of any active ECAC coach at the time of his retirement and became the third coach in NCAA Division I history to accrue more than 400 wins at one institution. The seventh coach since 1951 to win multiple Spencer Penrose Awards as NCAA Division I Coach of the Year and ECAC Coach of the Year a record four times, he won five ECAC championships, took teams to eight NCAA tournaments and made two Frozen Four appearances. He coached 18 All America players, seven Hobey Baker finalists, six ECAC Player of the Year Award winners, four ECAC Rookies of the Year, five ECAC Outstanding Defensive Forward award winners and five ECAC Outstanding Defensive Defenseman award winners.

As impressive as that coaching record is, he will be remembered for a lot more. "One of the most glib, humorous speakers in college hockey, and one with a rock-solid reputation," said College Hockey News columnist Adam Wooton. "The ideal example of a player's coach," said Don Vaughan, now the head coach at Colgate, a former Saint player and a one-time Marsh assistant. "He's just a legend in our coaching profession, and one of the best people that we have in our game. Forget about coaching, he's just one of the best people," RPI coach Seth Appert told Ken Schott of the Schenectady Gazette. "When I think of my time with Joe, I think of laughter," said former associate head coach Bob Prier, who both played for and coached with Marsh and is now the head coach at Princeton. "We worked well together and we worked hard, but we had a lot of fun and a lot of laughs too," Prier added.

A man who could quote Churchill in one breath and mimic Daffy Duck in the next, Marsh thoroughly enjoyed teaching in the First Year Program. He took a serious interest in the welfare of his players away from the game and that caring has been returned in many ways by former players. He has not only attended a ton of former players' weddings, he has even officiated one.



"I first got to know Joe when he was my coach in Hockey Night in Boston and then went on to play for him at St. Lawrence," said Greg Carvel, who was named Marsh's replacement as head coach. "I doubt many Division I players have had a head coach that they know so well. I am indebted to him for the opportunity to coach here, and for much more." Mike Hurlbut, another former Marsh player and an assistant coach since 2003 said "You want to play hard for a coach like Joe Marsh. He's hard to replicate. Every coach has their own style. I have a lot of experience with different coaches to draw upon, but he's a unique individual.


"When I think of Joe from a hockey perspective, it was always about the student-athlete first. Nobody wanted to win more than Joe, but he put their well-being at the forefront. He did it the right way and that was one of the things I have tried to emulate in my career," said Vaughan who has won over 300 games in 19 seasons as head coach at Colgate. "He is one of best motivators in the game...guys will go through the wall for him. While wins and losses are important, Joe has always been able to keep things in perspective...it is about the welfare of the players, keeping the big picture in focus."

Marsh himself said "Emotion is an integral part of this game. I certainly never walked into the game and didn't have an emotional feel to do it. I think for a guy that coached that way, 26 years is a pretty long kick. I hope that the players feel I was a player's coach and I cared about them."

MARSH MILESTONES

Named Head Coach
September 1985
First Victory
SLU 5, Ottawa 4, Oct. 1985
First ECAC Playoff Appearance
at Yale (6-5, 9-4 losses) March 1986
First 20-Win Season
1986-87 (24-11-0)
First ECAC Playoff Win
SLU 9, Vermont 1, March 1987
First ECAC Semifinal Win
SLU 7, Yale 0, March 1987
First ECAC Finals Appearance
Harvard 6, SLU 3, March 1987
First NCAA Tourney Bid
at North Dakota (2-1, 5-3 losses) 1987
50th Career Victory
SLU 10, Army 1, January 1988
First ECAC Championship
SLU 3, Clarkson 0, March 1988
First NCAA Win
SLU 7, Wisconsin 0, March 1988
First NCAA Semifinal Appearance
SLU 3, Minnesota 2, March 1988
First NCAA Championship Game
Lake Superior 4, SLU 3 OT 1988
SLU Record for Wins in a Season
29 (1988 and 1989)
Second ECAC Championship
SLU 4, Vermont 1, 1989
ECAC Coach of the Year
1989
NCAA D. I Coach of the Year
1989
100th Career Win
SLU 5, Clarkson 4, OT, Nov. 1989
150th Career Win
SLU 3, Brown 2, Feb. 1992
Third ECAC Championship
SLU 4, Cornell 2, 1992
ECAC Coach of the Year
1996
200th Career Victory
SLU 6, Princeton 4, Nov. 1995
ECAC Coach of the Year
1999
Fourth ECAC Championship
SLU 2, RPI 0, 2000
NCAA D. I Coach of the Year
2000
300th Career Win
SLU 3, Cornell 2, Feb. 23, 2001
10th 20-win Season
21-17-2, 2005-06
Fifth ECAC Championship
SLU 3, Cornell 1, 2001
400th Career Win
SLU 6, Colgate 1, Mar. 9, 2007
ECAC Coach of the Year
2007

Saint Men's Hockey Coaches Through the Years




D.F. McCarthy
1 season
1925-26
0-2-0



Olav Kollevol
5 seasons
1950-55
72-25-2
2 NCAA bids



Formoza Degre
2 seasons
1926-28
5-6-0



George Menard
15 seasons
1955-67, 1968-71
204-127-14
5 NCAA bids
1 ECAC Championship



James Mallon
2 seasons
1928-30
3-8-1




Bernie McKinnon
6 seasons
1967-68, 1971-76
72-84-6



Alfred "Shag" Sheard
4 seasons
1938-43
4-23-0



Leon Abbott
4 seasons
1976-80
34-85-2*
*-Dale Henwood coached 2nd half of
1979-80 season



Jack Klemens
1 season
1946-47
3-3-0



Mike McShane
5 seasons
1980-85
93-65-6
1 NCAA bid



Paul Patten
3 seasons
1947-1950
20-5-0



Joe Marsh
26 seasons
1985-2011
468-399-72
8 NCAA bids
5 ECAC Championships

Current Player Career Statistics

24 • Brian Ward • Captain

Senior • Forward • 6-1 • 202 • Haverhill, MA • Tri-City (USHL)

Year	Gm.	G	A	Pts.	Pen/Min.	PP	SH	GW	ECAC Only			
									Gm.	G	A	Pts.
2013-14	38	8	9	17	8/16	2	0	1	22	3	5	8
2014-15	37	9	17	26	17/34	4	0	0	22	4	12	16
Totals	75	17	26	43	25/50	6	0	1	44	7	17	24

First career game: Maine 10/11/13

First career goal: vs. Maine 10/11/13

First career assist: at Ferris State 10/19/13

Career power play points: 6-6-12

CAREER POST-SEASON

7 gm. 1-4-5

	By Opponent			
Brown	6 gm.	0	2	2
Clarkson	6 gm.	1	1	2
Colgate	7 gm.	0	3	3
Cornell	4 gm.	2	1	3
Dartmouth	4 gm.	1	3	4
Ferris State	4 gm.	2	2	4
Harvard	4 gm.	1	3	4
Maine	2 gm.	2	0	2
Miami	2 gm.	0	2	2
Niagara	1 gm.	0	0	0
North Dakota	2 gm.	0	0	0
Northeastern	4 gm.	1	0	1
Princeton	4 gm.	1	3	4
Quinnipiac	4 gm.	1	0	1
Rensselaer	6 gm.	1	2	3
RIT	3 gm.	1	0	1
Union	4 gm.	1	3	4
Vermont	4 gm.	2	0	2
Yale	4 gm.	0	2	2



Current Player Career Statistics

21 • Tommy Thompson • Asst. Capt.

Senior • Forward • 6-1 • 185 • Londonderry, NH • New Hampshire (EJHL)

Year	Gm.	G	A	Pts.	Pen/Min.	PP	SH	GW	ECAC Only			
									Gm.	G	A	Pts.
2011-12	36	3	0	3	7/14	0	0	0	22	1	0	1
2012-13	31	5	5	10	11/30	0	0	0	18	3	2	5
2014-15	37	9	14	23	13/34	0	1	1	22	8	10	18
Totals	104	17	19	36	31/78	0	1	0	62	12	12	24

First career game: vs. Ferris State 10/7/11

First career goal: at Michigan 10/13/11

First career assist: vs. Princeton 11/16/12

Career Power Play Points: 0-2-2

CAREER POST-SEASON

9 gm. 2-2-4

	By Opponent			
Alabama-Huntsville	2 gm	1	0	1
Brown	5 gm.	2	0	2
Clarkson	8 gm.	1	2	3
Colgate	8 gm.	1	3	4
Cornell	5 gm.	0	0	0
Dartmouth	9 gm.	2	0	2
Ferris State	4 gm.	1	1	2
Harvard	6 gm.	1	5	6
Maine	2 gm.	0	0	0
Merrimack	1 gm.	0	0	0
Miami	2 gm.	0	0	0
Michigan	1 gm.	1	0	1
Michigan Tech	2 gm.	0	0	0
Minnesota State	2 gm.	0	0	0
Niagara	1 gm.	0	1	1
Northeastern	3 gm.	0	1	1
Princeton	6 gm.	0	2	2
Quinnipiac	6 gm.	0	1	1
Rensselaer	8 gm.	0	0	0
RIT	4 gm.	0	1	1
Union	6 gm.	3	0	3
Vermont	3 gm.	0	0	0
Western Michigan	2 gm.	0	0	0
Yale	8 gm.	4	2	6



Current Player Career Statistics

9 • Alex Hagen

Senior • Forward • 5-11 • 180 • Bronxville, NY • Surrey (BCHL)

Year	Gm.	G	A	Pts.	Pen/Min.	PP	SH	GW	ECAC Only			
									Gm.	G	A	Pts.
2012-13	34	0	1	1	5/10	0	0	0	19	0	0	0
2013-14	32	4	5	9	1/2	1	0	0	18	3	1	4
2014-15	18	1	4	5	1/2	1	0	0	8	0	1	1
Totals	84	5	10	15	7/14	2	0	0	45	3	2	54

First career game: at Western Michigan 10/12/12

First career goal vs. Northeastern 10/25/13

First career assist: at Northeastern 11/23/12

Career power play points: 2-1-3

CAREER POST-SEASON

11 gm. 0-3-3

	By Opponent			
Alabama Huntsville	2 gm.	0	0	0
Boston Univ.	1 gm.	0	0	0
Brown	6 gm.	0	1	1
Clarkson	3 gm.	0	1	1
Colgate	9 gm.	1	0	0
Cornell	4 gm.	0	0	0
Dartmouth	4 gm.	0	0	0
Ferris State	2 gm.	0	0	0
Harvard	4 gm.	1	0	1
Maine	4 gm.	0	1	1
Niagara	1 gm.	1	1	2
North Dakota	1 gm.	0	0	0
Northeastern	4 gm.	1	2	3
Princeton	6 gm.	0	1	1
Quinnipiac	5 gm.	0	0	0
Rensselaer	5 gm.	0	2	2
RIT	4 gm.	0	0	0
Union	6 gm.	1	1	2
Vermont	5 gm.	0	0	0
Western Michigan	2 gm.	0	0	0
Yale	4 gm.	0	0	0



Current Player Career Statistics

11 • Ross McMullen

Senior • Defenseman • 6-4 • 205 • Las Vegas, NV • Camrose (AJHL)

Year	Gm.	G	A	Pts.	Pen/Min.	PP	SH	GW	ECAC Only			
									Gm.	G	A	Pts.
2012-13	14	0	0	0	2/4	0	0	0	6	0	0	0
2013-14	11	1	1	2	1/2	0	0	0	7	0	1	1
2014-15	Did not play											
Totals	14	0	0	0	2/4	0	0	0	6	0	0	0

First career game: at Western Michigan 10/13/12

First career goal: at RIT 11/23/13

First career assist: at Clarkson 12/6/13

CAREER POST-SEASON

3 gm. 0-0-0

By Opponent

Boston Univ.	1 gm.	0	0	0
Clarkson	4 gm.	0	1	1
Colgate	2 gm.	0	0	0
Cornell	1 gm.	0	0	0
North Dakota	2 gm.	0	0	0
Northeastern	1 gm.	0	0	0
Princeton	1 gm.	0	0	0
Quinnipiac	1 gm.	0	0	0
Rensselaer	2 gm.	0	0	0
RIT	1 gm.	1	0	1
Union	3 gm.	0	0	0
Vermont	2 gm.	0	0	0
Western Michigan	1 gm.	0	0	0
Yale	3 gm.	0	0	0



Current Player Career Statistics

12 • Sean McGovern

Senior • Forward • 5-11 • 180 • Milton, ON • Surrey (BCHL)

Year	Gm.	G	A	Pts.	Pen/Min.	PP	SH	GW	ECAC Only			
									Gm.	G	A	Pts.
2012-13	38	0	8	8	5/10	0	0	0	22	0	3	3
2013-14	19	1	1	2	2/4	0	0	0	14	0	1	1
2014-15	33	7	7	14	5/18	1	1	0	20	6	4	10
Totals	90	8	16	24	12/32	1	1	0	56	6	8	14

First career game: at Western Michigan 10/12/12

First career goal: 11/16/13 vs. Cornell

First career assist: at Northeastern 11/23/12

Career power play points: 1-0-1

CAREER POST-SEASON

7 gm. 0-1-1

	By Opponent			
Alabama Huntsville	2 gm.	0	0	0
Boston Univ.	1 gm.	0	0	0
Brown	6 gm.	2	2	4
Clarkson	8 gm.	0	2	2
Colgate	9 gm.	1	0	1
Cornell	6 gm.	1	1	2
Dartmouth	4 gm.	0	1	1
Ferris State	1 gm.	0	0	0
Harvard	3 gm.	0	0	0
Maine	4 gm.	0	0	0
Miami	2 gm.	0	1	1
North Dakota	2 gm.	0	1	1
Northeastern	3 gm.	1	1	2
Princeton	5 gm.	0	1	1
Quinnipiac	5 gm.	1	1	2
Rensselaer	6 gm.	0	1	1
RIT	3 gm.	0	4	4
Union	5 gm.	1	0	1
Vermont	4 gm.	0	0	0
Western Michigan	2 gm.	0	0	0
Yale	8 gm.	1	0	1



Current Player Career Statistics

22 • Christian Horn

Senior* • Forward • 5-11 • 177 • Plymouth, MN • Sioux Falls (USHL)

Year	Gm.	G	A	Pts.	Pen/Min.	PP	SH	GW	ECAC Only			
									Gm.	G	A	Pts.
2014-15	32	6	7	13	7/14	2	0	1	22	5	4	9
Totals	32	6	7	13	7/14	2	0	1	22	5	4	9

*-2 seasons of eligibility used at Minnesota, no games played

First career game: at Miami 10/24/14

First career goal vs. at Miami 10/24/14

First career assist: vs. Clarkson 10/31/14

Career power play points: 2-2-4

CAREER POST-SEASON

3 gm 1-0-1

	By Opponent			
Brown	2 gm.	1	0	1
Clarkson	4 gm.	0	2	2
Colgate	3 gm.	0	0	0
Cornell	2 gm.	0	1	1
Dartmouth	2 gm.	1	0	1
Harvard	2 gm.	0	0	0
Miami	2 gm.	1	0	1
Northeastern	2 gm.	0	0	0
Princeton	2 gm.	1	0	1
Quinnipiac	2 gm.	0	0	0
Rensselaer	4 gm.	2	0	2
Union	2 gm.	0	2	2
Vermont	1 gm.	0	0	0
Yale	2 gm.	1	1	2



Current Player Career Statistics

29 • Kyle McDonald

Senior • Goaltender • 5-11 • 180 • Hanover, MA. • Bay State (EJHL)

Year	Gm.	Min.	GA	Svs.	Sv. Pct.	GA Avg.	SO	W	L	T	G	A	Pts.
2012-13	3	40:13	3	10	.769	4.48	0	0	0	0	0	0	0
2013-14	4	123:14	8	50	.862	3.90	0	0	2	0	0	0	0
2014-15	Did Not Play												
Totals	7	163:27	11	60	.845	4.04	0	0	2	0	0	0	0

ECAC Only

Year	Gm.	Min.	GA	Svs.	Sv. Pct.	GA Avg.	SO	W	L	T	G	A	Pts.
2012-13	1	5:02	0	0	----	0.00	0	0	0	0	0	0	0
2013-14	2	34:49	3	12	.800	5.17	0	0	0	0	0	0	0
2014-15	Did Not Play												
Totals	3	39:51	3	12	.800	5.09	0	0	0	0	0	0	0

First career game: vs. Vermont 12/15/12

First career start: vs. Vermont 1/7/14

Career High Saves: 30 vs. Vermont 1/7/14

CAREER POST-SEASON

No Appearances

By Opponent

Colgate	1 gm.	• 9:07 • 0 GA • 3 sv. • 1.000 • 0.00 • 0-0-0
Quinnipiac	1 gm.	• 25:42 • 3 GA • 9 sv. • .750 • 7.00 • 0-0-0
Rensselaer	1 gm.	• 5:02 • 0 GA • 0 sv. • .--- • 0.00 • 0-0-0
RIT	1 gm.	• 29:45 • 1 GA • 8 sv. • .889 • 2.02 • 0-1-0
Vermont	2 gm.	• 90:30 • 5 GA • 39 sv. • .886 • 3.13 • 0-1-0
Yale	1 gm.	• 3:21 • 2 GA • 1 sv. • .333 • 35.82 • 0-0-0



Current Player Career Statistics

2 • Eric Sweetman • Asst. Captain

Junior • Defenseman • 5-11 • 175 • Woodbine, MD • Youngstown (USHL)

Year	Gm.	G	A	Pts.	Pen/Min.	PP	SH	GW	ECAC Only			
									Gm.	G	A	Pts.
2013-14	38	3	12	15	15/41	2	0	1	22	0	7	7
2014-15	37	5	15	20	17/42	1	0	1	22	3	11	14
Totals	75	8	27	35	32/83	3	0	2	44	3	18	21

First career game: Maine 10/11/13

First career goal: at Ferris State 10/19/13

First career assist: vs. Maine 10/11/13

Career power play points: 3-9-12

CAREER POST-SEASON

7 gm. 3-0-3

	By Opponent			
<i>Brown</i>	6 gm.	2	3	5
<i>Clarkson</i>	6 gm.	0	1	1
<i>Colgate</i>	7 gm.	2	2	4
<i>Cornell</i>	4 gm.	0	2	2
<i>Dartmouth</i>	4 gm.	0	3	3
<i>Ferris State</i>	4 gm.	1	0	1
<i>Harvard</i>	4 gm.	0	3	3
<i>Maine</i>	2 gm.	0	1	1
<i>Miami</i>	2 gm.	1	0	1
<i>Niagara</i>	1 gm.	0	2	2
<i>North Dakota</i>	2 gm.	0	1	1
<i>Northeastern</i>	4 gm.	0	2	2
<i>Princeton</i>	4 gm.	0	0	0
<i>Quinnipiac</i>	4 gm.	0	1	1
<i>Rensselaer</i>	6 gm.	2	0	2
<i>RIT</i>	3 gm.	0	1	1
<i>Union</i>	4 gm.	0	1	1
<i>Vermont</i>	4 gm.	0	2	2
<i>Yale</i>	4 gm.	0	2	2



Current Player Career Statistics

3 • Ben Masella

Junior • Defenseman • 6-1 • 215 • Montreal, QC • Chilliwack (BCHL)

Year	Gm.	G	A	Pts.	Pen/Min.	PP	SH	GW	ECAC Only			
									Gm.	G	A	Pts.
2013-14	12	0	1	1	3/6	0	0	0	7	0	0	0
2014-15	15	2	4	6	6/12	0	0	0	5	0	2	2
Totals	27	2	5	7	9/18	0	0	0	12	0	2	2

First career game: Maine 10/11/13

First career assist: vs. Maine 10/11/13

First Career Goal: at Niagara 10/11/14

CAREER POST-SEASON no appearances

	By Opponent			
<i>Brown</i>	2 gm.	0	0	0
<i>Clarkson</i>	3 gm.	0	1	1
<i>Cornell</i>	1 gm.	0	0	0
<i>Dartmouth</i>	1 gm.	0	0	0
<i>Ferris State</i>	3 gm.	0	1	1
<i>Harvard</i>	2 gm.	0	0	0
<i>Maine</i>	1 gm.	0	1	1
<i>Miami</i>	2 gm.	0	0	0
<i>Niagara</i>	1 gm.	2	1	3
<i>North Dakota</i>	1 gm.	0	0	0
<i>Northeastern</i>	2 gm.	0	0	0
<i>Ptinceton</i>	1 gm.	0	0	0
<i>Quinnipiac</i>	1 gm.	0	0	0
<i>Rensselaer</i>	2 gm.	0	0	0
<i>RIT</i>	1 gm.	0	0	0
<i>Union</i>	1 gm.	0	1	1
<i>Vermont</i>	2 gm.	0	0	0
<i>Yale</i>	1 gm.	0	0	0



Current Player Career Statistics

4 • Mike Graham

Junior • Defenseman • 5-11 • 185 • Toronto, ON • Kent School (US Prep)

Year	Gm.	G	A	Pts.	Pen/Min.	PP	SH	GW	ECAC Only			
									Gm.	G	A	Pts.
2013-14	18	1	0	1	4/8	0	0	1	8	1	0	1
2014-15	23	1	3	5	6/12	0	0	0	15	0	3	3
Totals	41	2	3	5	10/20	0	0	1	23	1	3	4

First career game: Maine 10/12/13

First career goal: vs. Union 1/31/14

First Career Assist: vs. Cornell 1/9/15

CAREER POST-SEASON

4 gm. 0-0-0

	By Opponent			
Brown	4 gm.	0	1	1
Clarkson	3 gm.	0	0	0
Colgate	6 gm.	0	0	0
Cornell	2 gm.	0	1	1
Dartmouth	2 gm.	0	0	0
Ferris State	3 gm.	0	0	0
Harvard	1 gm.	0	1	1
Maine	1 gm.	0	0	0
Miami	2 gm.	1	0	1
Northeastern	2 gm.	0	0	0
Princeton	2 gm.	0	0	0
Quinnipiac	1 gm.	0	0	0
Rensselaer	3 gm.	0	0	0
RIT	1 gm.	0	0	0
Union	2 gm.	1	0	1
Vermont	2 gm.	0	0	0
Yale	3 gm.	0	0	0



Current Player Career Statistics

7 • Gavin Bayreuther

Junior • Defenseman • 6-1 • 195 • Canaan, NH • Fargo (USHL)

Year	Gm.	G	A	Pts.	Pen/Min.	PP	SH	GW	ECAC Only			
									Gm.	G	A	Pts.
2013-14	38	9	27	36	10/20	6	0	0	22	5	21	26
2014-15	37	6	11	17	7/22	3	0	4	22	3	6	9
Totals	75	15	38	53	17/42	9	0	4	44	8	27	35

First career game: Maine 10/11/13

First career goal: vs. Maine 10/11/13

First career assist: vs. Maine 10/12/13

Career power play points: 9-24-33

CAREER POST-SEASON

7 gm. 2-2-4

By Opponent

Brown	6 gm.	3	4	7
Clarkson	6 gm.	0	1	1
Colgate	7 gm.	2	1	3
Cornell	4 gm.	1	1	2
Dartmouth	4 gm.	0	2	2
Ferris State	4 gm.	0	1	1
Harvard	4 gm.	1	3	4
Maine	2 gm.	2	1	3
Miami	2 gm.	0	0	0
Niagara	1 gm.	2	1	3
North Dakota	2 gm.	0	1	1
Northeastern	4 gm.	0	3	3
Princeton	4 gm.	2	6	8
Quinnipiac	4 gm.	1	0	1
Rensselaer	5 gm.	0	4	4
RIT	3 gm.	1	1	2
Union	4 gm.	0	2	2
Vermont	4 gm.	0	3	3
Yale	4 gm.	0	2	2



Current Player Career Statistics

13 • Woody Hudson

Junior • Forward • 6-3 • 220 • Greece, NY • Chicago (USHL)

Year	Gm.	G	A	Pts.	Pen/Min.	PP	SH	GW	ECAC Only			
									Gm.	G	A	Pts.
2013-14	37	6	5	11	9/29	1	0	1	21	3	2	5
2014-15	36	6	6	12	8/16	1	0	0	22	4	3	7
Totals	73	12	11	23	17/45	2	0	1	43	7	5	12

First career game: Maine 10/11/13

First career goal: at Ferris State 10/19/13

First career assist: vs. Maine 10/11/13

Career power play points: 2-1-3

CAREER POST-SEASON

7 gm. 2-1-3

	By Opponent	G	A	Pts.
Brown	5 gm.	2	2	4
Clarkson	6 gm.	1	0	2
Colgate	7 gm.	2	0	2
Cornell	4 gm.	1	1	2
Dartmouth	4 gm.	2	0	2
Ferris State	4 gm.	1	0	1
Harvard	4 gm.	0	0	0
Maine	2 gm.	0	1	1
Miami	2 gm.	0	0	0
Niagara	1 gm.	1	1	2
North Dakota	2 gm.	0	0	0
Northeastern	4 gm.	0	3	3
Princeton	4 gm.	1	1	2
Quinnipiac	4 gm.	0	0	0
Rensselaer	5 gm.	0	2	2
RIT	3 gm.	0	0	0
Union	4 gm.	0	0	0
Vermont	3 gm.	0	0	0
Yale	4 gm.	1	0	1



Current Player Career Statistics

14 • Alexander Dahl • Asst. Captain

Junior • Forward • 6-0 • 180 • Eau Claire, WI • Youngstown (USHL)

Year	Gm.	G	A	Pts.	Pen/Min.	PP	SH	GW	ECAC Only			
									Gm.	G	A	Pts.
2013-14	33	2	8	10	2/4	0	0	0	19	1	6	7
2014-15	29	5	2	7	5/21	0	0	2	20	4	2	6
Totals	62	7	10	17	7/25	0	0	2	39	5	8	13

First career game: Maine 10/11/13

First career goal: at RIT 11/22/13

First career assist: vs. Colgate 11/15/13

Career power play points: 0-1-1

CAREER POST-SEASON

7 gm. 1-2-3

	By Opponent			
Brown	4 gm.	0	2	2
Clarkson	4 gm.	0	0	1
Colgate	6 gm.	0	1	1
Cornell	3 gm.	1	1	2
Dartmouth	3 gm.	1	0	1
Ferris State	3 gm.	0	0	0
Harvard	4 gm.	1	0	1
Maine	2 gm.	0	0	0
Miami	1 gm.	0	0	0
Niagara	1 gm.	0	0	0
North Dakota	1 gm.	0	0	0
Northeastern	3 gm.	0	0	0
Princeton	4 gm.	0	0	0
Quinnipiac	4 gm.	0	1	1
Rensselaer	6 gm.	2	2	4
RIT	3 gm.	1	0	1
Union	4 gm.	1	1	2
Vermont	2 gm.	0	0	0
Yale	3 gm.	0	0	0



Current Player Career Statistics

17 • Drew Smolcynski

Junior • Forward • 5-8 • 173 • Hatfield, PA • Chicago (USHL)

Year	Gm.	G	A	Pts.	Pen/Min.	PP	SH	GW	ECAC Only			
									Gm.	G	A	Pts.
2013-14	25	5	6	11	3/6	0	0	1	17	2	3	5
2014-15	22	1	12	13	3/15	1	0	0	11	0	4	4
Totals	47	6	18	24	6/21	1	0	1	28	2	7	9

First career game: at Ferris State 10/18/13

First career goal: at Ferris State 10/18/13

First career assist: vs. Northeastern 10/25/13

Career power play points: 1-7-8

CAREER POST-SEASON

4 gm. 0-1-1

	By Opponent			
Brown	4 gm.	0	0	0
Clarkson	3 gm.	0	1	1
Colgate	5 gm.	1	1	2
Cornell	3 gm.	0	2	2
Dartmouth	3 gm.	0	1	1
Ferris State	4 gm.	2	2	4
Harvard	3 gm.	0	0	0
Miami	2 gm.	0	1	1
Niagara	1 gm.	0	4	4
Northeastern	3 gm.	1	1	2
Princeton	2 gm.	0	2	2
Quinnipiac	3 gm.	0	2	2
Rensselaer	2 gm.	0	0	0
RIT	1 gm.	1	0	1
Union	2 gm.	1	0	1
Vermont	3 gm.	0	1	1
Yale	3 gm.	0	0	0



Current Player Career Statistics

8 • Nolan Gluchowski

Sophomore • Defenseman • 6-0 • 195 • Wixom, WI • Sioux Falls (USHL)

Year	Gm.	G	A	Pts.	Pen/Min.	PP	SH	GW	ECAC Only			
									Gm.	G	A	Pts.
2014-15	29	4	12	16	13/37	2	0	0	20	3	6	9
Totals	29	4	12	16	13/37	2	0	0	20	3	6	9

First career game: at RIT 10/10/15

First career goal vs. Niagara 10/11/15

First career assist: at RIT 10/10/14

Career power play points: 2-8-10

CAREER POST-SEASON

3 gm. 0-2-2

	By Opponent			
Brown	1 gm.	0	0	0
Clarkson	2 gm.	0	0	0
Colgate	3 gm.	0	0	0
Cornell	2 gm.	2	1	3
Dartmouth	2 gm.	0	1	1
Harvard	2 gm.	0	2	2
Niagara	1 gm.	1	1	2
Northeastern	2 gm.	0	1	1
Princeton	2 gm.	0	0	0
Quinnipiac	2 gm.	0	0	0
Rensselaer	4 gm.	0	3	3
RIT	1 gm.	0	2	2
Union	2 gm.	1	1	2
Vermont	2 gm.	0	0	0
Yale	1 gm.	0	0	0



Current Player Career Statistics

10 • Ryan Lough

Sophomore • Forward • 6-0 • 185 • Manitock, ON • Green Bay (USHL)

Year	Gm.	G	A	Pts.	Pen/Min.	PP	SH	GW	ECAC Only			
									Gm.	G	A	Pts.
2014-15	36	3	5	8	6/12	0	0	0	21	2	4	6
Totals	36	3	5	8	6/12	0	0	0	21	2	4	6

First career game: at RIT 10/10/14

First career goal at Miami 10/24/14

First career assist: at Niagara 10/11/14

Career power play points: 0-0-0

CAREER POST-SEASON

11 gm. 0-3-3

	By Opponent			
RIT	1 gm.	0	0	0
Brown	2 gm.	1	1	2
Clarkson	4 gm.	0	0	0
Colgate	3 gm.	0	0	0
Cornell	2 gm.	0	1	1
Dartmouth	2 gm.	0	0	0
Ferris State	2 gm.	0	0	0
Harvard	2 gm.	0	0	0
Miami	2 gm.	1	0	1
Niagara	1 gm.	0	1	1
Northeastern	2 gm.	0	0	0
Princeton	1 gm.	0	0	0
Quinnipiac	2 gm.	0	1	1
Rensselaer	4 gm.	0	0	0
RIT	1 gm.	0	0	0
Union	2 gm.	1	1	2
Vermont	2 gm.	0	0	0
Yale	2 gm.	0	0	0



Current Player Career Statistics

15 • Matt Purmal

Sophomore • Defenseman • 6-3 • 205 • Merrill, WI • Green Bay (USHL)

Year	Gm.	G	A	Pts.	Pen/Min.	PP	SH	GW	ECAC Only			
									Gm.	G	A	Pts.
2014-15	23	4	2	6	7/14	0	0	0	17	3	2	5
Totals	23	4	2	6	7/14	0	0	0	17	3	2	5

First career game: at RIT 10/10/14

First career goal vs. Princeton 11/21/14

First career assist: at Brown 11/7/14

Career power play points: 0-0-0

CAREER POST-SEASON

3 gm. 0-0-0

	By Opponent			
Brown	2 gm.	0	2	2
Clarkson	1 gm.	0	0	0
Colgate	3 gm.	0	0	0
Cornell	2 gm.	0	0	0
Dartmouth	2 gm.	0	0	0
Harvard	2 gm.	0	0	0
Niagara	1 gm.	0	0	0
Northeastern	1 gm.	1	0	1
Princeton	2 gm.	1	0	1
Quinnipiac	1 gm.	1	0	1
Rensselaer	2 gm.	0	0	0
RIT	1 gm.	0	0	0
Union	1 gm.	1	0	1
Yale	2 gm.	0	0	0



Current Player Career Statistics

19 • Mitch Eden

Sophomore • Defenseman • 5-10 • 185 • Bracebridge, ON • Prince George (BCHL)

Year	Gm.	G	A	Pts.	Pen/Min.	PP	SH	GW	ECAC Only			
									Gm.	G	A	Pts.
2014-15	22	1	2	3	5/10	0	0	1	10	0	1	1
Totals	22	1	2	3	5/10	0	0	1	10	0	1	1

First career game: at RIT 10/10/14

First career goal vs. Ferris State 10/18/14

First career assist: at Cornell 11/15/14

Career power play points: 0-1-1

CAREER POST-SEASON

3 gm. 0-1-1

	By Opponent			
Brown	1 gm.	0	0	0
Clarkson	3 gm.	0	0	0
Colgate	1 gm.	0	1	1
Cornell	1 gm.	0	1	1
Dartmouth	1 gm.	0	0	0
Ferris State	2 gm.	1	0	1
Harvard	1 gm.	0	0	0
Miami	2 gm.	0	0	0
Northeastern	1 gm.	0	0	0
Princeton	2 gm.	0	0	0
Quinnipiac	1 gm.	0	0	0
Rensselaer	2 gm.	0	0	0
RIT	1 gm.	0	0	0
Union	1 gm.	0	0	0
Vermont	1 gm.	0	0	0
Yale	1 gm.	0	0	0



Current Player Career Statistics

20 • Joe Sullivan

Senior • Forward • 5-11 • 180 • Bronxville, NY • Surrey (BCHL)

Year	Gm.	G	A	Pts.	Pen/Min.	PP	SH	GW	ECAC Only			
									Gm.	G	A	Pts.
2014-15	36	6	5	11	11/22	0	1	4	22	6	4	10
Totals	36	6	5	11	11/22	0	1	4	22	6	4	10

First career game: at RIT 10/10/14

First career goal vs. at Brown 11/7/14

First career assist: at Brown 11/7/14

Career power play points: 0-0-0

CAREER POST-SEASON

3 gm. 0-1-1

	By Opponent			
Brown	2 gm.	2	2	4
Clarkson	4 gm.	1	0	1
Colgate	3 gm.	0	1	1
Cornell	2 gm.	0	0	0
Dartmouth	2 gm.	1	1	2
Ferris State	2 gm.	0	0	0
Harvard	2 gm.	1	0	1
Miami	1 gm.	0	0	0
Niagara	1 gm.	0	0	0
Northeastern	2 gm.	0	0	0
Princeton	2 gm.	0	0	0
Quinnipiac	2 gm.	0	0	0
Rensselaer	3 gm.	0	1	1
RIT	1 gm.	0	0	0
Union	2 gm.	1	0	1
Vermont	2 gm.	0	0	0
Western Michigan	2 gm.	0	0	0
Yale	2 gm.	0	0	0



Current Player Career Statistics

26 • Mike Marnell

Sophomore • Forward • 5-10 • 180 • South Huntington, NY • Des Moines (USHL)

Year	Gm.	G	A	Pts.	Pen/Min.	PP	SH	GW	Gm.	ECAC Only		
										G	A	Pts.
2014-15	32	11	6	17	5/10	2	0	1	17	5	4	9
Totals	32	11	6	17	5/10	2	0	1	17	5	4	9

First career game: at RIT 10/10/14

First career goal at RIT 10/10/14

First career assist: at RIT 10/10/14

Career power play points: 2-1-3

CAREER POST-SEASON

3 gm. 3-1-4

	By Opponent			
Brown	2 gm.	1	0	2
Clarkson	4 gm.	1	1	2
Colgate	2 gm.	1	0	1
Cornell	1 gm.	0	0	0
Dartmouth	2 gm.	1	0	1
Ferris State	2 gm.	0	0	0
Harvard	2 gm.	1	1	2
Miami	2 gm.	0	0	0
Niagara	1 gm.	1	0	1
Northeastern	2 gm.	0	0	0
Princeton	1 gm.	0	0	0
Quinnipiac	1 gm.	0	0	0
Rensselaer	4 gm.	3	2	5
RIT	1 gm.	1	1	2
Union	2 gm.	0	1	1
Vermont	2 gm.	0	0	0
Yale	1 gm.	1	0	1



Current Player Career Statistics

27 • Kyle Hayton

Sophomore • Goaltender • 6-0 • 160 • Denver, CO • Sioux City (USHL)

Year	Gm.	Min.	GA	Svs.	Sv. Pct.	GA Avg.	SO	W	L	T	G	A	Pts.
2014-15	36	2186:05	71	1052	.937	1.95	5	20	13	3	0	0	0
Totals	36	2186:05	71	1052	.937	1.95	5	20	13	3	0	0	0

ECAC Only

Year	Gm.	Min.	GA	Svs.	Sv. Pct.	GA Avg.	SO	W	L	T	G	A	Pts.
2014-15	22	1324:50	40	618	.939	1.81	2	14	7	1	0	0	0
Totals	22	1324:50	40	618	.939	1.81	2	14	7	1	0	0	0

Career Post Season

Year	Gm.	Min.	GA	Svs.	Sv. Pct.	GA Avg.	SO	W	L	T	G	A	Pts.
2014-15	3	189:20	5	92	.948	1.58	1	2	1	0	0	0	0
Totals	3	189:20	5	92	.948	1.58	1	2	1	0	0	0	0

CAREER POST-SEASON

11 gm. 0-3-3

First career game: at RIT 10/10/14

First career start: at RIT 10/10/14

First Career Win: at Niagara 10/11/14

First Career Shutout: vs. Ferris State 10.18/14

Career High Saves: 51 at Miami 10.25/14

By Opponent

Brown 2 gm. • 120:00 • 4 GA • 53 sv. • .930 • 2.00 • 2-0-0
 Clarkson 4 gm. • 243:57 • 5 GA • 123 sv. • .961 • 1.23 • 2-1-1
 Colgate 3 gm. • 188:44 • 10 GA • 87 sv. • .897 • 3.18 • 0-3-0
 Cornell 2 gm. • 119:47 • 3 GA • 42 sv. • .933 • 1.50 • 2-0-0
 Dartmouth 2 gm. • 120:00 • 5 GA • 64 sv. • .928 • 2.50 • 2-0-0
 Ferris State 2 gm. • 121:24 • 3 GA • 77 sv. • .962 • 1.48 • 1-1-0
 Harvard 2 gm. • 120:00 • 2 GA • 71 sv. • .973 • 1.00 • 2-0-0
 Miami 2 gm. • 123:25 • 6 GA • 89 sv. • .937 • 2.92 • 1-1-0
 Niagara 1 gm. • 60:00 • 2 GA • 23 sv. • .920 • 2.00 • 1-0-0
 Northeastern 2 gm. • 124:00 • 6 GA • 49 sv. • .891 • 2.90 • 0-1-1
 Princeton 2 gm. • 124:41 • 1 GA • 47 sv. • .979 • 0.48 • 1-0-1
 Quinnipiac 2 gm. • 122:06 • 5 GA • 57 sv. • .919 • 2.46 • 0-2-0
 Rensselaer 4 gm. • 238:49 • 6 GA • 112 sv. • .949 • 1.51 • 3-1-0
 RIT 1 gm. • 59:22 • 5 GA • 23 sv. • .821 • 5.05 • 0-1-0
 Union 2 gm. • 118:23 • 4 GA • 58 sv. • .935 • 2.03 • 1-1-0
 Vermont 1 gm. • 58:44 • 2 GA • 27 sv. • .931 • 2.04 • 0-1-0
 Yale 2 gm. • 122:43 • 2 GA • 60 sv. • .968 • 0.98 • 2-0-0



SAINT HOCKEY AWARDS

THE BRIAN MCFARLANE AWARD

The Brian McFarlane Award is presented annually to the Saint hockey player who demonstrates outstanding ability both on the ice and in the classroom. It is named in honor of Saint All America and Hockey Hall of Fame member Brian McFarlane, who has had an outstanding career as a broadcaster and author.

The Recipients:

1988: Jamie Baker (center)
1989: Rob White (defenseman)
1990: Rob White (defenseman)
1991: Greg Carvel (center)
1992: Greg Carvel (center)
1993: Greg Carvel (center)
1994: Mike Allain (center)
1995: Jeff Kungle (defenseman)
1996: Jeff Kungle (defenseman)
1997: Troy Creurer (defenseman)
1998: Kris Margherio (wing)
1999: Kris Margherio (wing)
2000: Kris Margherio (wing)
2001: Kevin Veneruzzo (defense)



Brian McFarlane '55

2002: Mike Muir (wing)
2003: Colin FitzRandolph (center)
2004: Colin FitzRandolph (center)
2005: Colin FitzRandolph (center)
2006: Andrzej Sandrzyk (wing)
2007: Justin Pesony (goalie)
2008: Justin Pesony (goalie)
2009: Matt Generous (defenseman)
2010: Jeremiah Cunningham (forward)
2011: Matt Raley (defenseman)
2012: Patrick Raley (defenseman)
2013: Greg Carey (forward)
2014: Patrick Raley (defenseman)
2015: Patrick Doherty (forward)



Patrick Doherty

THE KEVIN DOUGHERTY MEMORIAL SCHOLARSHIP

Awarded annually to the Saint hockey player who most demonstrates the character, leadership and academic skills of the late Kevin Dougherty '79, the Kevin Dougherty Memorial Scholarship is in the memory of an outstanding North Country athlete. Kevin, a four-year standout at wing for the Saints, lost his life in a boating accident just prior to his graduation from St. Lawrence.

The Recipients:

1978: Mark Leach (defense)
1979: Kent Carlson (defense)
1980: Bob Rankin (center)
1981: Tom Pratt (defense)
1982: Benoit Quesnel (wing)
1983: Pete McGeough (defense)
1984: Mike Hurlbut (defense)
1985: Andre Dalbec (center)
1986: Joe Day (wing)
1987: Bill MacCuaig (wing)
1988: Shawn Rivers (defense)
1989: Greg Carvel (center)
1990: Martin Lacroix (wing)
1991: Spencer Meany (wing)
1992: Brian Kapeller (wing)
1993: Burke Murphy (wing)
1994: Scott Stevens (wing)
1995: Paul DiFrancesco (center)
1996: John Poapst (defense)
1997: Dale Clarke (defense)



Kevin Dougherty '79

1998: Sean Coakley, (goalie)
1999: Sean & Mike Muir (forwards)
2000: Jim Lorentz (center)
2001: Allie Skelley (defense)
2002: Colin FitzRandolph (forward)
2003: Jamie Parker (wing)
2004: Kyle Rank (center)
2005: Paul Wallmann (defense)
2006: Matt Generous (defense)
2007: Travis Vermeulen, (wing)
2008: Aaron Bogosian (center)
2009: Max Mobley (wing)
2010: Mac Stratford (defense)
2011: Pat Raley (defense)
2012: Tommy Thompson (center)
2013: Sean McGovern (forward)
2014: Alexander Dahl (forward)
2015: Ryan Lough (forward)



Ryan Lough

THE BRIAN P. DOYLE MEMORIAL TROPHY

The Brian P. "Jinx" Doyle Memorial Trophy, an aluminum full-sized hockey stick, is awarded at the end of each season to the player who most closely demonstrates the character traits, athletic ability and leadership skills of the late Brian P. Doyle '65. Doyle, who was a wing for two seasons, died in an accident in April of 1964. The trophy is on display in the trophy case at Appleton Arena.

The Recipients:

1964: Paul Wicks (wing)
 1965: John Cleary (wing)
 1966: Richard Smith (center)
 1967: Gary Croteau (wing)
 1968: Victor Lawson (defense)
 1969: Richard Gay (defense)
 1970: Bill Wilkinson (center)
 1971: Jeffrey Garvey (center)
 1972: Tim Pelyk (defense)
 1973: Bill Shannon (defense)
 1974: Chris Leach (defense)
 1975: Scott Graham (defense)
 1976: Paul Gallagher (center)
 1977: Doug Crawford (center)
 1978: Dick Layo (defense)
 1979: Kevin Dougherty (wing)
 1980: Randy Sexton (defense)
 1981: Mike Lockwood (defense)
 1982: Gary Laskoski (goalie)
 1983: Len Thornbury (defense)
 1984: Mike Hynes (wing)
 1985: Ray Shero (center)
 1986: Chris Gunnarson (wing)
 1987: Rick Mulligan (center)
 1988: Pete McGeough (defense)
 1989: Gary Robertson (wing)
 1990: Doug Murray (center)
 1991: Andy Pritchard (wing)

1992: Chris Wells (wing)
 1993: Greg Carvel (center)
 1994: Mark McGeough (wing)
 1995: Brian Kapeller (wing)
 1996: Burke Murphy (wing)

1997: Joel Prpic (center)
 1998: Paul DiFrancesco (center)
 1999: Bob Prier (wing)
 2000: Justin Harney (defense)
 2000: Jason Windle (wing)
 2001: Mike Gellard (wing)
 2002: Robin Carruthers (wing)
 2003: Blair Clarence (center)
 2004: Rich Peverley (center)
 2005: Josh Anderson (wing)
 2006: Mike Madill (defense)
 2006: Adam Hogg (wing)
 2007: Justin Pesony (goalie)
 2007: Drew Bagnall (defense)
 2008: Justin Pesony (goalie)
 2009: Shawn Fensel (defense)
 2009: Jared Ross (defense)
 2010: Travis Vermeulen (center)
 2010: Derek Keller (defense)
 2011: Aaron Bogosian (wing)
 2011: Jared Keller (wing)
 2012: Jake Drewiske (wing)
 2013: Kyle Flanagan (center)
 2014: Kyle Essery (center)
 2015: Gunnar Hughes (wing)



Brian "Jinx" Doye '65



**Gunnar
Hughes**

THE PETE MCGEOUGH AWARD

The Pete McGeough Award is presented annually to the player selected as the outstanding defenseman by the Saint hockey staff. It is named in honor of former Saint defenseman and captain Pete McGeough, who had a promising professional career cut short by a severe back injury. Pete was captain of the 1988 ECAC champion and NCAA runner-up team.

The Recipients:

1989: Mike Hurlbut
 1990: Daniel Laperriere
 1991: Daniel Laperriere
 1992: Daniel Laperriere
 1993: Ted Beattie
 1994: Mike McCourt
 1995: Thomas Cullen
 1996: Jeff Kungle
 1997: Troy Creurer
 1998: Justin Harney, Dale Clarke
 1999: Justin Harney
 2000: Dale Clarke
 2001: Matt Desrosiers
 2002: Ray DiLauro



Pete McGeough '88

2003: Ryan Glenn
 2004: Ryan Glenn
 2005: Mike Madill
 2006: Mike Madill
 2007: Drew Bagnall
 2008: Zach Miskovic
 2009: Zach Miskovic
 2010: Derek Keller
 2011: George Hughes
 2012: George Hughes
 2013: George Hughes
 2014: Justin Baker
 2015: Eric Sweetman



**Eric
Sweetman**

THE TERRY SLATER PERSEVERANCE AWARD

The Terry Slater Perseverance Award is presented to a current or past member of the Saint hockey program who, faced with a significant personal challenge, performed with grace and dignity. It is presented in memory of former Saint All America Terry Slater, who went on to a distinguished career as both a professional and collegiate hockey coach.

2001
Blair Clarence '03



Blair Clarence came back from injury and the loss of his father late in his freshman year to score 11 goals and nine assists and help the Saints to a second straight ECAC championship as a sophomore.

2002
Mike Gellard '01



Mike Gellard battled back from a serious illness which curtailed his first season of professional hockey. He came back in 2002-03 to have a successful first professional season as a member of the Providence Bruins.



2003
Allie Skelley '03



Allie Skelley had his playing career cut short by a fractured neck sustained in December of 2002, but was back with the team in a support role just a month later.

2007
Justin Pesony '08



Justin Pesony demonstrated outstanding leadership and a sense of teamwork when he became a backup goaltender as a junior after appearing in a record 37 games as a sophomore.

2010
Jeff Caister '10




Jeff Caister was presented the award for his ability to adapt to a new team and a new school after his former institution, Wayne State, dropped hockey. Jeff was a two-year standout on defense for the Saints.

2008
Pat Muir G'08



Pat Muir showed outstanding commitment to the team and program as a role player throughout his career. Plagued by injury, he played in 26 games over five seasons and scored his first points in 2007-08

2009
Jared Ross '09



Jared Ross lost his brother Ben to cancer in November of 2008. He returned to the team in January and was an inspirational leader in the stretch run. The award is shared with and inspired by his brother Ben.


THE TERRY SLATER PERSEVERANCE AWARD

2011
Jared Keller '11




Jared Keller battled concussions and injury through his final two seasons of intercollegiate play, but still made significant contributions to the program. He was limited to 11 games in his junior year by concussions and returned as a senior to play in 22 games before ending his season on a playoff knee injury.

2011
Sean Flanagan '10



Sean Flanagan came back from surgery in his senior season to finish as the fifth leading scorer for the Saints in a graduate year, helping the team to the ECAC Quarterfinals.

2013
Matt Dyer '13



Matt Dyer was presented the award after coming back from an injury which cost him an entire season and playing in 31 games at center and wing.

2014
Riley Austin '14



Riley Austin came back from injuries early in his career and became a key contributor in the Saint defensive rotation through his final two seasons with the Saints.

2014
Matt Weninger '14



Matt Weninger was recognized for his durability and iron-man abilities, playing the majority of the games over his last three seasons. He set records for appearances, minutes and saves in a career.

2015
Tommy Thompson '16



Tommy Thompson returned to the program after a year away and was a significant contributor to the success of the 2014-15 team, finishing as its third leading scorer.

DR. STUART A. WINNING MOST VALUABLE PLAYER AWARD

Named in honor of former University physician Stuart A. Winning, a staunch supporter of Saint hockey. The recipients since 2002-03:

2003: Rich Peverley '04
2004: Rich Peverley '04
2005: T.J. Trevelyan '06
2005: Mike McKenna '05
2006: T.J. Trevelyan '06
2006: Mike Madill '06
2007: Drew Bagnall '07
2008: Brock McBride '08

2010: Travis Vermeulen '10
2011: Aaron Bogosian '10
2011: Kyle Flanagan '13
2012: Kyle Flanagan '13
2013: Kyle Flanagan '13
2014: Greg Carey '14
2015: Kyle Hayton '18



Kyle Hayton '18


MIKE PELLETIER-RICHIE STEWART ROOKIE OF THE YEAR

Named in honor of former Saint hockey players Mike Pelletier and Richie Stewart who lost their lives in the World Trade Center on September 11, 2001.

The recipients since 2002-03:

2003: John Zeiler '06
2004: Drew Bagnall '07
2005: Mark Wallmann '08
2006: Kevin DeVergilio '09
2007: Alex Petizian '10
2008: Aaron Bogosian '11
2009: Mark Armstrong '12

2009: Brandon Bollig '12
2010: George Hughes '13
2011: Greg Carey '14
2012: Chris Martin '15
2013: Sean McGovern '16
2014: Gavin Bayreuther '17
2015: Kyle Hayton '18



Kyle Hayton '18

THE BERNIE MCKINNON COACHES AWARD

Named in honor of former Saint captain, assistant coach and head men's and head women's hockey coach Bernie McKinnon '59

The recipients since 2002-03:

2003: Jim Lorenz '03
2004: Rich Peverley '04
2005: Josh Anderson '05
2006: Mike Zbriger '06
2006: Simon Watson '06
2006: Jamie Parker '06
2007: Kyle Rank '07
2007: Max Taylor '07

2010: Alex Petizian '10
2010: Alex Curran '10
2010: Mike McKenzie '10
2011: Bobby Torney '11
2012: Jake Drewiske '12
2013: Kyle Flanagan '13
2014: Jeremy Wick '14
2015: Chris Martin '15



Chris Martin '15

THE PAUL J. FLANAGAN MOST IMPROVED PLAYER AWARD

Named in honor of former Saint captain, assistant coach and head women's coach Paul J. Flanagan '80

The recipients since 2002-03:

2003: Matt Macdonald '05
2004: Kyle Rank '07
2004: Mike McKenna '05
2005: Mike Zbriger '05
2006: Charlie Giffin '08
2006: Justin Pesony '08
2007: Max Taylor '07
2007: Tim Hall '07

2008: John Hallas '08
2010: Kain Tisi '10
2011: Pat Raley '14
2011: Nick Pitsikoulis '11
2012: Gunnar Hughes '15
2013: Jeremy Wick '14
2014: Alex Hagen '16
2015: Justin Bruckel '15



Justin Bruckel '15

SAINT HOCKEY CAPTAINS THROUGH THE YEARS

1926-27	Oliver Appleton	1978-79	Doug Crawford Kevin Dougherty	2000-01	Erik Anderson Mike Gellard (A) Matt Desrosiers (A)
1927-28	Alfred King	1979-80	Dan Walent Paul Flanagan (A) Tom Touzel (A)	2001-02	Robin Carruthers Russ Bartlett (A) Charlie Daniels (A) Ray DiLauro (A)
1928-29	Royal Garlock	1980-81	Randy Sexton George Goulakos (A) Brad McDonald (A)	2002-03	Blair Clarence Jim Lorentz (A) Ryan Glenn (A) Allie Skelley (A)
1929-30	Richard Cook	1981-82	Randy Sexton Jeff Robinson (A) Gray Weicker (A)	2003-04	Josh Anderson Rich Peverley
1930-38	no teams	1982-83	Gray Weicker Jeff Robinson Rick Bowman (A) Mark Leach (A)	2004-05	Josh Anderson Adam Hogg (A) Matt MacDonald (A)
1938-39	Game Captains	1983-84	Steve Smith Mark Bonneau	2005-06	Mike Madill Adam Hogg
1939-40	Gerald Grace	1984-85	Ray Shero Steve Tuite	2006-07	Kyle Rank Drew Bagnall Justin Pesony (A)
1940-41	Richard Cottrill	1985-86	Chris Gunnarson Todd Petkovic Dave Saunders (A) Scott Nickerson (A)	2007-08	Justin Pesony Shawn Fensel Jared Ross
1941-42	no team	1986-87	Dave Saunders Pete McGeough (A) Hank Lammens (A)	2008-09	Shawn Fensel Jared Ross
1942-43	John Klemens	1987-88	Pete McGeough Hank Lammens Pete Lappin (A)	2009-10	Derek Keller Travis Vermeulen Aaron Bogosian (A) Alex Curran (A) Mike McKenzie (A)
1943-46	no teams	1988-89	Jamie Baker Gary Robertson Joe Day (A)	2010-11	Aaron Bogosian Jared Keller Sean Flanagan (A) Jacob Drewiske (A)
1946-47	John Klemens	1989-90	Joe Day Doug Murray Rob White (A)	2011-12	Jake Drewiske Kyle Flanagan George Hughes (A)
1947-48	John Klemens	1990-91	Andy Pritchard Daniel Laperriere (A)	2012-13	Kyle Flanagan George Hughes (A) Jordan Dewey (A)
1948-49	Michael Nardello	1991-92	Daniel Laperriere Chris Wells (A) Mike Lappin (A)	2013-14	Kyle Essery Jermy Wick (A) Gunnar Hughes (A) Justin Baker (A)
1949-50	Game Captains	1992-93	Greg Carvel Lee Albert (A) Ted Beattie (A)	2014-15	Gunnar Hughes Patrick Doherty (A) Brian Ward (A)
1950-51	Eugene DelVecchio	1993-94	Mike McCourt Mark McGeough Mike Allain (A)		
1951-52	Robert Scott	1994-95	Tom Perry Brian Kapeller Jeff Kungle		
1952-53	Donald Moten	1995-96	Burke Murphy Chris Dashney (A)		
1953-54	Game Captains	1996-97	Scott Stevens Troy Creurer		
1954-55	Brian McFarlane	1997-98	Paul DiFrancesco Mark McGrath Bob Prier (A) Derek Ladouceur (A)		
1955-56	William Sloan Edward Zifcak	1998-99	Bob Prier John Poapst (A)		
1956-57	Ronald O'Brien Bernard McKinnon	1999-00	Justin Harney Dale Clark Erik Anderson (A)		
1957-58	William Renner				
1958-59	Patrick Presley				
1959-60	Terry Slater				
1960-61	Terry Slater				
1961-62	Roland Anderson				
1962-63	Ronald Mason				
1963-64	James Salfi Alfred Bloomer				
1964-65	Arnold O'Reilly				
1965-66	Dave Ross				
1966-67	Gary Croteau				
1967-68	Gary Croteau Rick Smith				
1968-69	Peter Slater Rick Gay				
1969-70	William Wilkinson				
1970-71	Alex Campbell Brian Hind Peter Fleming				
1971-72	Peter Fleming Mike Keenan Tim Pelyk				
1972-73	Tim Pelyk Dave Yoshida				
1973-74	Allan MacCormack Scott Graham Mike Sweett (A)				
1974-75	Scott Graham Murray Cawker (A) Peter Blair (A)				
1975-76	Peter Blair Paul Gallagher (A) Kevin Campbell (A)				
1976-77	Kevin Campbell Dan Wier Ron Harris (A) Paul Gallagher (A)				
1977-78	Doug Crawford Dick Layo				

SAINT HOCKEY RECORDS

INDIVIDUAL RECORDS

MOST POINTS, CAREER:

187 PETE LAPPIN 1984-88
185 MIKE LAPPIN 1990-92*
167 TERRY SLATER (3 YRS.), 1958-61

MOST POINTS, SEASON:

72 TERRY SLATER 1959-60 (24 GAMES)

MOST POINTS, GAME:

9 NEALE LANGILL VS. WILLIAMS, 1952 (3 GOALS, 6 ASSISTS)
9 BILL MEEHAN VS. DARTMOUTH, 1953 (5 GOALS, 4 ASSISTS)

MOST GOALS, CAREER:

101 BRIAN MCFARLANE 1951-55
99 BURKE MURPHY 1992-96
75 TERRY SLATER (3 YRS.) 1958-61

MOST GOALS, SEASON:

34 TERRY SLATER, 1959-60 (24 GAMES)
34 PETE LAPPIN, 1986-87 (35 GAMES)

MOST GOALS, GAME:

5 BUD CRUTCHLEY VS. CLARKSON, 1943
5 TOM GIRARD VS. UNION, 1947
5 BRIAN MCFARLANE VS. DARTMOUTH, 1953
5 BILL MEEHAN VS. DARTMOUTH, 1953
5 BRIAN MCFARLANE VS. CLARKSON, 1954
5 BRIAN MCFARLANE VS. ARMY, 1955
5 RON O'BRIEN VS. ARMY, 1955
5 LEE FOURNIER VS. MIDDLEBURY, 1957
5 GARY CROTEAU VS. CARLETON, 1968
5 ANDY PRITCHARD VS. COLGATE 1991
5 BURKE MURPHY VS. DARTMOUTH, 1996

MOST ASSISTS, CAREER:

119 PAUL DIFRANCESCO 1994-98
92 TERRY SLATER (3 YRS.), 1958-61

MOST ASSISTS, SEASON:

45 DANIEL LAPERRIERE, 1991-92 (34 GAMES)
38 TERRY SLATER, 1959-60 (24 GAMES)

MOST ASSISTS, GAME:

7 NEALE LANGILL VS. CARLETON, 1953

FASTEST OPENING GOAL, GAME:

10 SEC. BRAD McDONALD VS. NORTHEASTERN, 1981

FASTEST OPENING GOAL, PERIOD:

5 SEC. TIM LAPPIN VS. BROWN, 1988

FASTEST TWO GOALS:

8 SEC. BRIAN MCFARLANE VS. DARTMOUTH, 1953
10 SEC. CHET STEFANOWICZ VS. CLARKSON, 1954

FASTEST HAT TRICK:

2:25 BILL BROWN VS. DARTMOUTH, 1957

MOST HAT TRICKS, CAREER:

10 BRIAN MCFARLANE 1951-55

MOST HAT TRICKS, SEASON:

5 PETE LAPPIN 1986-87
5 NEALE LANGILL 1951-52

MOST CONSECUTIVE GAMES SCORING POINTS:

34 RON O'BRIEN, 1955-56 (REGULAR SEASON ONLY)
25 BRIAN MCFARLANE 1953-54 (INCLUDING PLAYOFFS)
25 AL MACCORMACK 1971-73

MOST CONSECUTIVE GAMES SCORING GOALS:

11 NEALE LANGILL, 1951-52
11 GREG CAREY, 2012-13

MOST CONSECUTIVE GAMES SCORING ASSISTS:

21 LEE FOURNIER, 1956-67
21 AL MACCORMACK, 1971-72

MOST CONSECUTIVE GAMES PLAYED, CAREER:

154 ZACH MISKOVIC, 2005-09

MOST POWER PLAY GOALS, SEASON*

19 JAMIE BAKER, 1987-88

MOST POWER PLAY GOALS, CAREER:

40 BURKE MURPHY, 1992-96

MOST SHORTHANDED GOALS, SEASON*

4 PETE LAPPIN, 1987-88
4 JOE DAY, 1988-89
4 ANDY PRITCHARD 1990-91

MOST SHORTHANDED GOALS, CAREER:

11 JOE DAY, 1986-90

MOST GAME WINNING GOALS, SEASON*

7 BRANDON DIETRICH, 1998-99
7 MIKE MCKENZIE, 2006-07

MOST GAME WINNING GOALS, CAREER:

13 GREG CAREY, 2010-14
13 GARY ROBERTSON, 1985-89
13 MIKE MCKENZIE, 2006-10

INDIVIDUAL RECORDS-DEFENSEMEN

MOST POINTS, CAREER:

128 DANIEL LAPERRIERE 1988-92

MOST POINTS, SEASON:

53 DANIEL LAPERRIERE, 1991-92

MOST GOALS, CAREER:

31 BRIAN MCCOLGAN 1985-88

MOST GOALS, SEASON:

16 ZACH MISKOVIC, 2008-09

MOST GOALS, GAME:

3 BY SEVERAL PLAYERS

MOST ASSISTS, CAREER:

106 DANIEL LAPERRIERE 1988-92

MOST ASSISTS, SEASON:

45 DANIEL LAPERRIERE, 1991-92

MOST ASSISTS, GAME:

5 BY SEVERAL PLAYERS

INDIVIDUAL RECORDS-GOALTENDERS

MOST APPEARANCES, CAREER:

132 MATT WENINGER, 2010-14

MOST APPEARANCES, SEASON:

38 MATT WENINGER, 2012-13

MOST MINUTES PLAYED, CAREER:

7538:55 MATT WENINGER, 2010-14

MOST MINUTES PLAYED, SEASON:

2239:25 MATT WENINGER, 2012-13

MOST SHUTOUTS, CAREER:

9 BILL SLOAN 1952-56

MOST SHUTOUTS, SEASON:

5 KYLE HAYTON 2014-15

MOST SAVES, CAREER:

3,409 MATT WENINGER, 2010-13

MOST SAVES, SEASON:

1,185 ERIC HEFFLER, 1998-99

MOST SAVES, GAME (REGULATION TIME):

65 GENE DELVECCHIO VS. TORONTO, 1951

MOST SAVES, GAME (OVERTIME GAME):

72 DEREK GUSTAFSON VS. BOSTON UNIVERSITY, 2000
(NCAA QUARTERFINAL, 4 OVERTIMES)

*--INCLUDES TWO SEASONS AT BOSTON UNIVERSITY

SAINT HOCKEY RECORDS

GOALTENDING RECORDS, CONTINUED...

MOST SAVES, PERIOD:	
23	GENE DELVECCHIO VS. TORONTO, 1951
23	BOB PERANI VS. CLARKSON, 1965
23	ADOLPH BRINK VS. RPI, 1984
FEWEST SAVES, GAME:	
10	BILL SLOAN VS. MIDDLEBURY, 1956
FEWEST SAVES, PERIOD:	
1	JOHN WENT VS. MIDDLEBURY, 1967
1	SCOTT YEARWOOD VS. RPI, 1986
1	JUSTIN PESONY VS. COLGATE, 2006
HIGHEST SAVE PERCENTAGE, CAREER:	
.920	ERIC HEFFLER 1995-99
HIGHEST SAVE PERCENTAGE, SEASON:	
.937	KYLE HAYTON, 2014-15
MOST GOALS ALLOWED, CAREER:	
372	MATT WENINGER, 2010-14
MOST GOALS ALLOWED, SEASON:	
104	ALLEN HOWES, 1971-72
104	GRAY WEICKER, 1982-83
104	MATT WENINGER, 2012-13
LOWEST GOALS AGAINST AVERAGE, CAREER:	
2.55	BILL SLOAN 1952-56
LOWEST GOALS AGAINST AVERAGE, SEASON:	
1.95	KYLE HAYTON, 2014-15
CONSECUTIVE SHUTOUT MINUTES:	
201:52	BILL SLOAN, 2/18/56-2/27/56
MOST WINS, CAREER:	
65	BILL SLOAN 1952-56
MOST WINS, SEASON:	
22	PAUL COHEN, 1987-88
FEWEST LOSSES, CAREER:	
14	PAUL COHEN 1985-88
FEWEST LOSSES, SEASON (MINIMUM OF 50 PERCENT GAMES STARTED)	
2	GENE DELVECCHIO, 1949-50
MOST TIES, CAREER:	
14	MATT WENINGER, 2010-14
MOST TIES SEASON:	
5	AELX PETIZIAN 2008-09
MOST ASSISTS, CAREER:	
7	GARY LASKOSKI 1978-82
MOST ASSISTS, SEASON:	
4	GARY LASKOSKI 1978-79
MOST ASSISTS, GAME:	
1	BY SEVERAL PLAYERS

TEAM RECORDS

MOST GAMES PLAYED:	
42	2009-10
MOST WINS:	
29	1987-88, 1988-89
MOST LOSSES:	
26	1979-80
FEWEST LOSSES:	
3	1953-54 (12 OR MORE GAMES)
0	1949-50 (9-GAME SEASON)
MOST TIES:	
7	2009-10
HIGHEST WINNING PERCENTAGE:	
.841	1953-54 (18-3-1)
LOWEST WINNING PERCENTAGE:	
.176	1979-80
MOST HOME WINS:	
16	1987-88, 1999-2000
MOST HOME LOSSES:	
12	1979-80

FEWEST HOME LOSSES:	
1	1951-52, 1960-61, 1966-67, 1991-92, 1999-2000
MOST ROAD WINS:	
13	1987-88, 1988-89
MOST ROAD LOSSES:	
14	2003-04
FEWEST ROAD LOSSES:	
1	1953-54, 1956-57
MOST GOALS SCORED, SEASON:	
200	1987-88
MOST GOALS SCORED, GAME:	
20	VS. WILLIAMS, 1952
MOST GOALS SCORED, PERIOD	
8	VS. QUEENS, 1953
8	VS. BOSTON UNIVERSITY 1954
8	VS. PROVIDENCE, 1956
MOST GOALS, BOTH TEAMS:	
22	VS. WILLIAMS, 1952
MOST GOALS ALLOWED, SEASON:	
182	1976-77
MOST GOALS ALLOWED, GAME:	
19	VS. CLARKSON, 1940

MISCELLANEOUS RECORDS

SAVES BY OPPONENT, GAME: (REGULATION GAME)	
66	JOCELYN GUIMOND, RIT, 2005
SAVES BY OPPONENT, GAME: (INCLUDING OVERTIMES)	
77	RICK DIPETRO, BOSTON UNIVERSITY, 2000
FASTEST OPENING GOAL, OPPONENT:	
9 SEC.	ANDRE MARCEAU, LAVAL, 1954
TEAM HAT TRICKS, SEASON:	
19	1951-52
TEAM HAT TRICKS, GAME:	
4	VS. ST. PATRICK'S 1951
4	VS. WILLIAMS, 1952
SHOTS ON GOAL, GAME: (REGULATION GAME)	
76	VS. AIC, 1959
SHOTS ON GOAL, GAME: (INCLUDING OVERTIMES)	
80	VS. BOSTON UNIVERSITY, 2000
SHOTS ON GOAL AGAINST (REGULATION GAME):	
72	BY CORNELL, 1973
SHOTS ON GOAL AGAINST (INCLUDING OVERTIMES):	
74	BY BOSTON UNIVERSITY, 2000
LONGEST WINNING STREAK:	
16 GAMES	1988-89
LONGEST UNBEATEN STREAK:	
16 GAMES	1988-89
LONGEST LOSING STREAK:	
14 GAMES	1979-80
MOST CONSECUTIVE GAMES SCORING GOAL:	
168	1986-90
MOST CONSECUTIVE TIMES SHUT OUT:	
3	1938-39
LONGEST GAME:	
123:53	VS. BOSTON UNIVERSITY, 2000 NCAA TOURNAMENT

The NCAA Tournament's Longest Day

St. Lawrence 3, Boston University 2, 4 OT
NCAA Tournament records established in a 3-2 Saint victory over Boston University in the 2000 NCAA quarterfinals:

Length of game: 123:53
Saves in a game: 77 Rick DiPietro, BU
Shots on goal, game: 80 by St. Lawrence
Shots on goal, both teams: 154

WON-LOST RECORDS BY YEAR 1972-2015

Year	Won	Lost	Tied	Pct.	Coach	ECAC Record	ECAC Tourney	NCAA Tourney
2015-16	20	14	3	.581	Greg Carvel	14-7-1 (2nd)	Semifinals	---
2013-14	15	19	4	.447	Greg Carvel	7-11-4 (8th)	Qtrs.	---
2012-13	18	16	4	.526	Greg Carvel	9-9-4 (t5th)	Qtrs.	---
2011-12	14	19	3	.431	Mike Hurlbut/Greg Carvel	10-11-1 (8th)	Qtrs.	---
2010-11	13	22	5	.388	Joe Marsh	6-15-1 (11th)	Qtrs.	---
2009-10	19	16	7	.536	Joe Marsh	9-8-5 (5th)	4th place	---
2008-09	21	12	5	.618	Joe Marsh	11-7-4 (4th)	3rd Place	---
2007-08	13	20	4	.405	Joe Marsh	7-13-2 (9th)	1st Round	---
2006-07	23	14	2	.615	Joe Marsh	16-5-1 (1st)	3rd Place	Regional Semi
2005-06	21	17	2	.550	Joe Marsh	12-9-1 (5th)	Qtrs.	---
2004-05	17	19	2	.474	Joe Marsh	9-12-1 (7th)	Qtrs.	---
2003-04	14	21	6	.415	Joe Marsh	7-12-3 (10th)	Qtrs.	---
2002-03	11	21	5	.365	Joe Marsh	7-12-3 (9th)	1st Round	---
2001-02	11	21	2	.353	Joe Marsh	9-11-2 (9th)	Qtrs.	---
2000-01	20	13	4	.594	Joe Marsh	13-6-3 (2nd)	Champion	Playoff
1999-00	27	8	2	.757	Joe Marsh	16-3-1 (1st)	Champion	Semifinals
1998-99	23	13	3	.628	Joe Marsh	15-4-3 (2nd)	Finalist	Playoff
1997-98	9	20	4	.333	Joe Marsh	8-12-2 (10th)	Qtrs.	---
1996-97	10	20	5	.357	Joe Marsh	5-12-5 (9th)	Preliminary	---
1995-96	20	12	3	.614	Joe Marsh	15-4-3 (3rd)	Qtrs.	---
1994-95	15	17	1	.470	Joe Marsh	10-12-0 (8th)	Preliminary	---
1993-94	10	21	0	.323	Joe Marsh	8-14-0 (10th)	Preliminary	---
1992-93	17	12	3	.578	Joe Marsh	12-8-2 (6th)	Qtrs.	---
1991-92	22	10	2	.676	Joe Marsh	15-6-1 (2nd)	Champion	Qtrs.
1990-91	21	13	1	.614	Joe Marsh	15-6-1 (3rd)	Finalist	---
1989-90	13	15	4	.468	Joe Marsh	12-8-2 (5th)	Qtrs.	---
1988-89	29	7	0	.805	Joe Marsh	18-4-0 (2nd)	Champion	Playoff
1987-88	29	9	0	.763	Joe Marsh	18-4-0 (2nd)	Champion	Finalist
1986-87	24	11	0	.685	Joe Marsh	15-7-0 (3rd)	Finalist	Qtrs.
1985-86	16	15	0	.516	Joe Marsh	10-11-0 (7th)	Qtrs.	---
1984-85	17	13	2	.562	Mike McShane	12-9-0 (6th)	Qtrs.	---
1983-84	19	13	0	.593	Mike McShane	10-10-0 (4th west^)	---	---
1982-83	23	12	1	.653	Mike McShane	14-6-0 (1st west^)	Fourth	Qtrs.
1981-82	19	11	1	.629	Mike McShane	12-8-1 (2nd west^)	Qtrs.	---
1980-81	15	16	2	.485	Mike McShane	9-12-1 (4th west^)	---	---
1979-80	6	26	0	.187	Leon Abbott*	3-18-0 (5th west^)	---	---
1978-79	8	21	2	.290	Leon Abbott	5-18-1 (15th)	---	---
1977-78	12	18	0	.400	Leon Abbott	8-14-0 (13th)	---	---
1976-77	8	20	0	.286	Leon Abbott	3-17-0 (16th)	---	---
1975-76	11	17	1	.396	Bernie McKinnon	7-11-1 (12th)	---	---
1974-75	10	17	1	.375	Bernie McKinnon	7-14-1 (13th)	---	---
1973-74	12	15	1	.446	Bernie McKinnon	9-7-1 (5th)	Qtrs.	---
1972-73				.536	Bernie McKinnon	8-10-0 (11th)	---	---



The 1926 St. Lawrence men's hockey team...the first official intercollegiate hockey team.

WON-LOST RECORDS BY YEAR 1925-1972

Year	Won	Lost	Tied	Pct.	Coach	ECAC Record	ECAC Tourney	NCAA Tourney
1971-72	10	14	2	.423	Bernie McKinnon	5-12-1 (12th)	---	---
1970-71	10	14	0	.416	George Menard	5-12-0 (12th)	---	---
1969-70	11	15	0	.423	George Menard	8-9-0 (9th)	Qtrs.	---
1968-69	11	11	2	.500	George Menard	8-8-2 (9th)	Qtrs.	---
1967-68	14	8	1	.630	Bernie McKinnon	11-5-1 (3rd)	Qtrs.	---
1966-67	17	8	1	.673	George Menard	9-5-1 (4th)	Fourth	---
1965-66	15	8	1	.646	George Menard	8-6-1 (5th)	Qtrs.	---
1964-65	5	16	1	.250	George Menard	1-12-1 (14th)	---	---
1963-64	13	10	2	.560	George Menard	8-7-1 (14th)	Finalist	---
1962-63	20	6	1	.759	George Menard	12-3-1 (4th)	Fourth	---
1961-62	17	9	1	.648	George Menard	9-5-1 (10th)	Champion	Fourth
1960-61	16	5	0	.762	George Menard			Finalist
1959-60	14	8	2	.625	George Menard			Fourth
1958-59	14	7	1	.659	George Menard			Fourth
1957-58	10	8	2	.550	George Menard			---
1956-57	13	7	0	.650	George Menard			---
1955-56	18	5	0	.783	George Menard			Third
1954-55	19	5	1	.780	Olav Kollevoll			Fourth
1953-54	18	3	1	.841	Olav Kollevoll			---
1952-53	12	6	0	.667	Olav Kollevoll			---
1951-52	15	5	0	.667	Olav Kollevoll			Fourth
1950-51	8	6	0	.571	Olav Kollevoll			
1949-50	9	0	0	1.000	Paul Patten			
1948-49	5	2	0	.714	Paul Patten			
1947-48	6	3	0	.667	Paul Patten			
1946-47	3	3	0	.500	John Klemens			
1942-43	1	4	0	.200	Alfred Sheard			
1940-41	3	5	0	.375	Alfred Sheard			
1939-40	1	8	0	.111	Alfred Sheard			
1938-39	0	6	0	.000	Alfred Sheard			
1929-30	0	4	0	.000	James Mallon			
1928-29	3	4	1	.437	James Mallon			
1927-28	2	2	0	.500	Formoza Degre			
1926-27	3	4	0	.428	Formoza Degre			
1925-26	0	2	0	.000	D.F. McCarthy			

No teams: 1944-46, 1941-42 and 1930-38

*-Dale Henwood coached second half of 1979-80 season.



1999-2000 ECAC Regular Season and Tournament Champions

SAINT YEARLY SCORING LEADERS

Season	Player	Gm.	Goals	Asst.	Pts	Season	Player	Gm.	Goals	Asst.	Pts.
1947-48	Tom Girard	15	23	19	42	1981-82	Paul Castron	32	13	20	33
1948-49	Ed Garbers	12	14	13	27	1982-83	Ray Shero	36	19	26	45
1949-50	Ed Garbers	12	13	21	34	1983-84	Ray Shero	32	15	27	42
1950-51	Arnie Larsen	16	17	13	30	1984-85	Paul Castron	32	13	20	33
1951-52	Neale Langill	18	28	27	55	1985-86	Pete Lappin	31	20	26	46
1952-53	Brian McFarlane	17	21	22	43	1986-87	Pete Lappin	35	34	25	59
1953-54	Brian McFarlane	22	31	24	55	1987-88	Pete Lappin	34	21	39	60
1954-55	Ron O'Brien	25	27	31	55	1988-89	Andy Pritchard	35	27	23	50
1955-56	Joe McLean	22	26	23	49	1989-90	Joe Day	32	19	26	45
1956-57	Joe McLean	20	24	26	50	1990-91	Mike Lappin	34	27	42	69
1957-58	Bill Brown	20	17	11	28	1991-92	Mike Lappin	33	25	37	62
1958-59	Terry Slater	22	21	29	50	1992-93	Greg Carvel	32	14	34	48
1959-60	Terry Slater	24	34	38	72	1993-94	Burke Murphy	30	20	17	37
1960-61	Terry Slater	20	20	25	45	1994-95	Burke Murphy	33	27	23	50
1961-62	Ron Mason	27	26	31	57	1995-96	Burke Murphy	34	33	25	58
1962-63	Ron Mason	26	27	19	46	1996-97	Paul DiFrancesco	35	23	26	49
1963-64	Dave Ross	23	15	14	29	1997-98	Paul DiFrancesco	33	15	26	41
1964-65	Mike Savage	21	15	9	24	1998-99	Bob Prier	37	20	26	46
1965-66	Dave Ross	24	13	30	43	1990-00	Brandon Dietrich	36	15	26	41
1966-67	Gary Croteau	27	21	17	38	2000-01	Mike Gellard	37	19	38	57
1967-68	Bill Wilkinson	24	15	21	36	2001-02	Rich Peverley	34	10	21	31
1968-69	Alex Campbell	24	15	20	35	2002-03	Rich Peverley	34	15	23	38
1969-70	Brian Hind	26	15	21	36	2003-04	Rich Peverley	41	17	25	42
1970-71	Alex Campbell	24	19	20	39	2004-05	T.J. Trevelyan	38	25	20	45
1971-72	Allen MacCormack	25	16	25	41	2005-06	T.J. Trevelyan	40	20	28	48
1972-73	Allen MacCormack	28	23	26	49	2006-07	Kyle Rank	39	15	18	33
1973-74	Peter Blair	28	10	28	38	2007-08	Brock McBride	37	12	22	34
1974-75	Brian Bennett	28	14	15	29	2008-09	Mike McKenzie	38	16	18	34
1975-76	Tom Faludi	27	17	26	43	2009-10	Travis Vermeulen	42	17	24	41
1976-77	Doug Crawford	24	21	32	53	2010-11	Greg Carey	40	23	17	40
1977-78	Doug Crawford	30	18	38	56	2011-12	Greg Carey	36	15	22	37
1978-79	Doug Crawford	30	21	22	43		Kyle Flanagan	28	14	23	37
1979-80	George Goulakos	32	20	18	38	2012-13	Greg Carey	38	28	23	51
1980-81	Brad MacDonald	33	21	13	34	2013-14	Greg Carey	38	18	39	57
	Chris Kirkwood	33	10	24	34	2014-15	Brian Ward	37	9	17	26



Greg Carey (right) joined T.J. Trevelyan (left) and Mike Gellard as the only Saint players who have led ECAC Hockey in both league and overall scoring. Carey led the league in 2012-13 and 2013-14, Trevelyan was the league leader in 2005-06 and Gellard in 2000-01.



SAINT CAREER SCORING LEADERS

Goals			Assists			Points		
No.	Player, Year	Yrs.	No.	Player, Year	Yrs.	No.	Player, Year	Yrs.
101	Brian McFarlane '55	4	119	Paul DiFrancesco '98	4	187	Pete Lappin '88	4
99	Burke Murphy '96	4	112	Doug Crawford '79	4	185	Greg Carey '14	4
85	Pete Lappin '88	4	110	Mike Lappin '92	4	185	Brian McFarlane '55	4
84	Greg Carey '14	4	106	Daniel Laperriere '92	4	185	Mike Lappin '92	4
80	Andy Pritchard '91	4	102	Pete Lappin '88	4	183	Doug Crawford '79	4
78	T.J. Trevelyan '06	4	102	Erik Anderson '01	4	181	Paul DiFrancesco '98	4
75	Mike Lappin '92	4	101	Kyle Flanagan '13	4	174	Burke Murphy '96	4
75	Terry Slater '61	3	101	Greg Carey '14	4	167	Terry Slater '61	3
72	Joe McLean '57	3	95	Derek Ladouceur '98	4	162	Andy Pritchard '91	4
72	Joe Day '90	4	92	Terry Slater '61	3	154	T.J. Trevelyan '06	4
71	Doug Crawford '79	4	87	Lee Fournier '57	3	153	Joe Day '90	3
68	Ron O'Brien '57	3	86	Paul Castron'85	4	152	Ron O'Brien '57	4
67	Ron Mason '64	3	85	Greg Carvel '93	4	148	Erik Anderson '01	3
62	Paul DiFrancesco '98	4	84	Brian McFarlane '55	4	147	Kyle Flanagan '13	4
60	Gary Croteau '68	3	84	Ron O'Brien '57	3	145	Joe McLean '57	4
60	Bob Prier '99	4	84	Jamie Baker '89	4	142	Paul Castron '85	3
			84	Andy Pritchard '91	4	141	Ron Mason '64	3

SAINT GOALIE LEADERS 1948-81

Year	Name	Games	Minutes	Saves	GA	Sv. Pct.	SO	G. Avg.
1947-48	Gene DelVecchio	14	803:50	—	52	—	2	3.88
1948-49	Gene DelVecchio	12	726:11	—	54	—	0	4.46
1949-50	Gene DelVecchio	12	722:55	—	50	—	0	4.15
1950-51	Gene DelVecchio	16	960:00	—	62	—	0	3.87
1951-52	Jack Boylan	20	1162:49	526	67	.886	0	3.46
1952-53	Bill Sloan	18	1058:30	421	50	.894	1	2.83
1953-54	Bill Sloan	22	1264:42	554	56	.908	3	2.66
1954-55	Bill Sloan	25	1466:22	555	63	.898	1	2.58
1955-56	Bill Sloan	20	1049:08	385	37	.912	4	2.12
1956-57	Sarge Whittier	17	984:06	352	44	.888	0	3.16
1957-58	Neil Coir	16	971:29	418	57	.880	0	3.52
1958-59	Bob Steer	20	1246:24	580	74	.887	0	3.56
1959-60	Joe Sherin	16	960:00	528	87	.858	0	5.44
1960-61	Joe Sherin	10	607:37	255	32	.888	0	3.16
	Richie Broadbelt	12	720:00	308	47	.868	1	3.92
1961-62	Richie Broadbelt	22	1350:47	643	64	.909	2	2.84
1962-63	Richie Broadbelt	26	1525:32	769	62	.925	4	2.44
1963-64	Bob Perani	21	1270:00	650	47	.933	1	2.22
1964-65	Bob Perani	22	1335:00	847	96	.898	1	4.31
1965-66	Bob Perani	20	1160:00	617	61	.910	4	3.15
1966-67	John Went	18	980:00	468	50	.903	2	3.06
1967-68	John Went	17	1020:00	376	51	.881	1	3.00
1968-69	Jerry Healey	23	1340:00	684	89	.885	1	3.98
1969-70	Jerry Healey	16	960:00	448	66	.871	0	4.12
	Allen Howes	10	617:04	375	57	.868	0	5.54
1970-71	Allen Howes	23	1380:00	677	85	.888	2	3.69
1971-72	Allen Howes	26	1566:02	794	104	.884	0	3.98
1972-73	Jacques Martin	22	1242:41	621	90	.873	0	4.34
1973-74	Harry Aikens	12	616:12	353	38	.903	0	3.70
	Tom O'Connor	18	880:00	482	56	.876	1	3.82
1974-75	Tom O'Connor	16	746:00	404	63	.865	0	5.07
1975-76	Harry Aikens	19	1049:00	622	86	.877	0	4.92
1976-77	Rick Wilson	12	725:00	466	86	.843	0	7.11
	Harry Aikens	11	693:00	402	68	.855	0	5.89
1977-78	Rick Wilson	21	1149:00	713	101	.875	0	5.27
1978-79	Gary Laskoski	21	1129:00	660	93	.876	0	4.94
1979-80	Gary Laskoski	17	915:00	547	72	.882	0	4.78
1980-81	Gary Laskoski	21	1196:10	589	64	.902	1	3.21

SAINT GOALIE LEADERS 1982-2015

Year	Name	Games	Minutes	Saves	GA	Sv. Pct.	SO	G. Avg.
1981-82	Gray Weicker	20	1134:30	561	60	.903	1	3.17
1982-83	Gray Weicker	32	1817:38	771	104	.881	3	3.43
1983-84	J.K. Trimble	17	888:24	334	49	.872	0	3.30
1984-85	Scott Yearwood	21	1134:48	582	65	.899	0	3.43
1985-86	Scott Yearwood	24	1341:28	708	96	.880	1	4.29
1986-87	Scott Yearwood	28	1456:11	689	72	.905	1	2.94
1987-88	Paul Cohen	30	1707:00	749	80	.903	2	2.78
1988-89	Paul Cohen	25	1304:47	601	60	.909	1	2.76
	Les Kuntar	14	758:56	402	31	.928	0	2.37
1989-90	Les Kuntar	15	1136:10	613	80	.885	1	4.23
	Mike Mudd	15	790:41	419	38	.917	0	2.89
1990-91	Les Kuntar	33	1796:31	827	97	.895	2	3.24
1991-92	Paul Spagnoletti	25	1472:16	627	73	.896	2	2.98
	Brady Giroux	11	590:11	240	36	.870	0	3.66
1992-93	Brady Giroux	20	1089:44	524	58	.900	1	3.20
	Paul Spagnoletti	15	833:16	374	56	.870	1	4.03
1993-94	Paul Spagnoletti	23	1295:49	631	96	.862	0	4.45
	Jon Bracco	12	564:13	284	34	.893	0	3.62
1994-95	Clint Owen	21	1046:15	513	80	.865	0	4.59
	Jon Bracco	18	910:16	438	67	.867	1	4.42
1995-96	Clint Owen	23	1242:38	634	79	.889	0	3.82
	Jon Bracco	16	817:35	382	50	.884	0	3.67
1996-97	Clint Owen	16	934:29	486	58	.893	0	3.73
	Jon Bracco	14	738:25	398	56	.877	1	4.55
	Eric Heffler	12	458:19	240	31	.886	0	4.06
1997-98	Eric Heffler	26	1529:14	809	73	.917	2	2.90
1998-99	Eric Heffler	37	2206:05	1185	88	.931	3	2.39
1999-00	Derek Gustafson	24	1474:46	733	51	.935	2	2.07
2000-01	Jeremy Symington	27	1474:06	743	72	.912	3	2.93
	Sean Coakley	15	786:16	363	46	.888	1	3.51
	Kevin Ackley	17	901:57	481	45	.914	1	2.99
2001-02	Mike McKenna	20	1121:26	521	59	.898	0	3.16
	Kevin Ackley	24	1405:52	698	73	.905	0	3.12
2002-03	Mike McKenna	15	617:48	330	38	.897	0	3.69
	Mike McKenna	27	1469:44	664	60	.917	3	2.45
2003-04	Kevin Ackley	20	1054:24	440	55	.889	0	3.22
2004-05	Mike McKenna	35	2022:04	909	92	.908	3	2.73
2005-06	Justin Pesony	37	2152:24	821	104	.888	2	2.90
2006-07	Alex Petizian	29	1698:42	706	65	.916	2	2.30
2007-08	John Hallas	15	858:09	375	37	.910	1	2.59
2008-09	Alex Petizian	31	1843:34	848	67	.927	2	2.18
2009-10	Kain Tisi	26	1443:07	632	59	.915	1	2.45
	Alex Petizian	14	770:06	393	39	.901	0	3.04
2010-11	Matt Weninger	28	1537:09	710	68	.913	2	2.65
2011-12	Matt Weninger	32	1883:54	838	97	.896	2	3.09
2012-13	Matt Weninger	38	2239:25	1120	104	.915	2	2.79
2013-14	Matt Weninger	34	1878:27	741	103	.878	2	3.29
2014-15	Kyle Hayton	36	2186:05	1062	71	.937	5	1.95



ECAC Rookie of the Year Kyle Hayton set Saint records for shutouts in a season, save percentage in a season and goals against average in a season, leading the Saints to second place and the ECAC semifinals in 2014-15.

SAINT NHL DRAFTS

Player (Pos)	Year	Team	Number
Alex Campbell (for.)	1964	Boston	2
Kevin Campbell (def.)	1975	Toronto	96
Ray Robertson (def.)	1977	Toronto	149
Greg Francis (def.)	1978	Philadelphia	151
George Goulakos (for.)	1978	Montreal	225
Rick Wilson (goal)	1978	Montreal	232
Brian Crawley (def.)	1978	Detroit	226
Kent Carlson (def.)	1982	Montreal	32
Steve Smith (def.)	1982	Montreal	150
Ray Shero (for.)	1982	Los Angeles	216
Pete McGeough (def.)	1983	New York Islanders	237
Tom Pratt (def.)	1983	Calgary	191
Dave Saunders (for.)	1984	Vancouver	52
Hank Lammens (def.)	1985	New York Islanders	160
Dan Stefano (goal)	1986	Philadelphia	251
Martyn Ball	1986	St. Louis	171
Chris Lappin (def.)	1986	Quebec	207
Russ Mann (def.)	1986	Los Angeles	212
Les Kuntar (goal)	1987 (s)	Montreal	122
Mike Lappin (for.)	1987	Chicago	239
Joe Day (for.)	1987 (s)	Hartford	186
Pete Lappin (for.)	1987	Calgary	4
Rob White (def.)	1988	Hartford	221
Jamie Baker (for.)	1988	Quebec	8
Daniel Laperriere (def.)	1989 (s)	St. Louis	93
Jim Giacini (for.)	1989	Los Angeles	192
John Roderick (def.)	1989	St. Louis	177
Mike Hurlbut (def.)	1989	New York Rangers	5
Eric Lacroix (for.)	1990	Toronto	136
Martin Lacroix (for.)	1990 (s)	New York Islanders	216
Brian McCarthy (for.)	1990	Buffalo	82
Michael Gaul (def.)	1991	Los Angeles	262
Greg Carvel (for.)	1991	Pittsburgh	22
Spencer Meany (for.)	1991	Buffalo	211
Burke Murphy (for.)	1993	Calgary	278
Troy Creurer (def.)	1993	Vancouver	150
Thom Cullen (def.)	1993	New Jersey	195
Joel Prpic (for.)	1993	Boston	233
Bob Prier (for.)	1996	Boston	208
Matt Oikawa (for.)	1997	Washington	226
Jeremy Symington (goal)	1997	New York Islanders	196
Russ Bartlett (for.)	1997	Toronto	194
Ben Blais	1998	New York Islanders	237
Ray DiLauro (def.)	1999	Atlanta	246
Ryan Glenn (def.)	2000	Montreal	145
Jim Hakewill (def.)	2001	Calgary	145
Colin FitzRandolph (for.)	2001	Atlanta	201
John Zeiler (for.)	2002	Phoenix	132
Mike McKenna (goal)	2002	Nashville	172
Drew Bagnall (def.)	2003	Dallas*	195
Matt Generous (def.)	2005	Buffalo	208

(*-rights traded to Florida, 2004)



Defenseman Kevin Campbell was the first Saint player to be drafted while attending St. Lawrence, the 96th selection by Toronto in 1975

Forward Alex Campbell, drafted in the first round and second overall by the Boston Bruins in 1964 as a member of the Strathroy Midgets, played the 1969-70 season at St. Lawrence.


SAINT HOBEY BAKER AWARD FINALISTS

Pete Lappin 1988




**ECAC Player of the Year
ECAC Tourney MVP
1st team All America**

Daniel Laperriere 1992




**ECAC Player of the Year
ECAC Tourney MVP
1st team All America**

Burke Murphy 1996




1st team All America

Eric Heffler 1999



**ECAC Player of the Year
ECAC Goaltender of the Year
1st team All America**

Erik Anderson 2001




**ECAC Player of the Year
1st team All America**

T.J. Trevleyan 2006



**ECAC Player of the Year
1st team All America**

Drew Bagnall 2007



**ECAC Player of the Year
ECAC Best Defensive Defenseman
1st team All America**

Kyle Flanagan 2013



**1st Team All ECAC
All America**


Greg Carey 2013 & 2014
2014 Hobey Hat Trick



**2013: 1st Team All ECAC
All America
2014: ECAC Player of the Year
1st Team All America**

SAINT ECAC HOCKEY AWARD WINNERS


PLAYER OF THE YEAR




Pete Lappin
1988




Daniel Laperriere
1992



Eric Heffler
1999



Erik Anderson
2001



T.J. Trevelyan
2006




Drew Bagnall
2007




Greg Carey
2014

ROOKIE OF THE YEAR




Burke Murphy
1993



Paul DiFrancesco
1995



Brandon Dietrich
1999



Derek Gustafson
2000



Gavin Bayreuther
2014




Kyle Hayton
2015

SAINT ECAC HOCKEY AWARD WINNERS


OUTSTANDING DEFENSIVE FORWARD



Greg Carvel
1993




Joel Prpic
1997



Mike Gellard
2001




Kyle Rank
2007



Travis Vermeulen
2010

OUTSTANDING DEFENSIVE DEFENSESMAN




Jeff Kungle
1996



Justin Harney
2000



Mike Madill
2006



Drew Bagnall
2007




Matt Generous
2009


TOURNAMENT MOST VALUABLE PLAYERS




Arlie Parker
1962



Bob Perani
1964




Pete Lappin
1988




Doug Murray
1989



Daniel Laperriere
1992




Derek Gustafson
2000




Jeremy Symington
2001

SAINT ALL AMERICAS



Chester Stefanowicz
Forward--1952



Ed Zifcak
Forward--1955 & 1956




Joe McLean
Forward--1957




Bob Perani
Goaltender--1964



Brian McFarlane
Forward--1952



Chuck Lundberg
Defense--1956



Terry Slater
Forward--1960 & 1961



Gray Weicker
Goaltender--1983




Neale Langill
Forward--1952



Ron O'Brien
Forward--1957



Arlie Parker
Defense--1961 & 1962



Pete Lappin
Forward--1987 & 1988




Bill Sloan
Goaltender--1954 & 1955



Pat Presley
Defense--1957 & 1959




Richie Broadbelt
Goaltender--1963




Hank Lammens
Defense--1987


SAINT ALL AMERICAS




*Scott Yearwood
Goaltender--1987*



*Brian McColgan
Defense--1988*




*Les Kuntar
Goaltender--1991*



*Burke Murphy
Forward--1996*




*Mike Hurlbut
Defense--1989*



*Mike Lappin
Forward--1992*



*Daniel Laperriere
Defense--1992*




*Eric Heffler
Goaltender--1999*




*Brandon Dietrich
Forward--2000*




*Justin Harney
Defense--2000*




*Erik Anderson
Forward--2001*



*Matt Desrosiers
Defense--2001*




*T.J. Trevelyan
Forward--2006*



*Drew Bagnall
Defense--2007*



*Zach Miskovic
Defense--2009*



*George Hughes
Defense--2013*

SAINT ALL AMERICAS



*Greg Carey
Forward--2013 & 2014*



*Kyle Flanagan
Forward--2013*



Kyle Flanagan, George Hughes and Greg Carey became the second trio of Saint players to earn All America honors in the same year in 2013. SLU joins Cornell and Vermont as ECAC teams which have produced three All America selections twice in their program history.

THE SAINTS IN THE ECAC TOURNAMENT

1962--CHAMPIONS (4TH SEED)
QTR.: ST. LAWRENCE 9, BOSTON COLL. 4
SEMI: ST. LAWRENCE 6, HARVARD 5
FINAL: ST. LAWRENCE 5, CLARKSON 2
MVP: ARLIE PARKER (DEFENSEMAN)

1963--FOURTH PLACE (4TH SEED)
QTR.: ST. LAWRENCE 2, PROVIDENCE 1 OT
SEMI: BOSTON COLLEGE 7, ST. LAWRENCE 2
CONS: CLARKSON 7, ST. LAWRENCE 5

1964--SECOND PLACE (7TH SEED)
QTR.: ST. LAWRENCE 3, ARMY 2
SEMI: ST. LAWRENCE 3, RENSSSLAER 2
FINAL: PROVIDENCE 3, ST. LAWRENCE 1
MVP: BOB PERANI (GOALTENDER)

1966--QUARTERFINALIST (5TH SEED)
QTR.: BROWN 4, ST. LAWRENCE 2

1967--FOURTH PLACE (4TH SEED)
QTR.: ST. LAWRENCE 4, YALE 2
SEMI: BOSTON UNIV. 6, ST. LAWRENCE 2
FINAL: BOSTON COLL. 6, ST. LAWRENCE 4

1968--QUARTERFINALIST (3RD SEED)
QTR.: BOSTON COLLEGE 7, ST. LAWRENCE 6 OT

1969--QUARTERFINALIST (8TH SEED)
QTR.: CORNELL 3, ST. LAWRENCE 0

1970--QUARTERFINALIST (8TH SEED)
QTR.: CORNELL 6, ST. LAWRENCE 1

1974--QUARTERFINALIST (5TH SEED)
QTR.: CORNELL 5, ST. LAWRENCE 3

1982--QUARTERFINALIST (7TH SEED)
QTR.: NORTHEASTERN 5, ST. LAWRENCE 3

1983--FOURTH PLACE (4TH SEED)
QTR. 1: ST. LAWRENCE 5, CLARKSON 3
QTR. 2: CLARKSON 2, ST. LAWRENCE 1
MINI-GAME: ST. LAWRENCE 3, CLARKSON 0
SEMI: PROVIDENCE 1, ST. LAWRENCE 0
CONS.: NEW HAMPSHIRE 5, ST. LAWRENCE 2

1985--QUARTERFINALIST (6TH SEED)
QTR. 1: CLARKSON 6, ST. LAWRENCE 2
QTR. 2: ST. LAWRENCE 4, CLARKSON 4

1986--QUARTERFINALIST (7TH SEED)
QTR. 1: YALE 6, ST. LAWRENCE 5
QTR. 2: YALE 9, ST. LAWRENCE 4

1987--SECOND PLACE (3RD SEED)
QTR. 1: ST. LAWRENCE 9, VERMONT 1
QTR. 2: ST. LAWRENCE 3, VERMONT 1
SEMI: ST. LAWRENCE 7, YALE 0
FINAL: HARVARD 6, ST. LAWRENCE 3

1988--CHAMPIONS (2ND SEED)
QTR. 1: ST. LAWRENCE 5, PRINCETON 1
QTR. 2: ST. LAWRENCE 10, PRINCETON 1
SEMI: ST. LAWRENCE 4, VERMONT 2
FINAL: ST. LAWRENCE 3, CLARKSON 0
MVP: PETE LAPPIN (CENTER)

1989--CHAMPIONS (2ND SEED)
QTR. 1: ST. LAWRENCE 2, YALE 1
QTR. 2: ST. LAWRENCE 9, YALE 2
SEMI: ST. LAWRENCE 6, CORNELL 1
FINAL: ST. LAWRENCE 4, VERMONT 1
MVP: DOUG MURRAY (WING)

1990--QUARTERFINALIST (5TH SEED)
QTR. 1: CLARKSON 4, ST. LAWRENCE 1
QTR. 2: CLARKSON 5, ST. LAWRENCE 2

1991--SECOND PLACE (3RD SEED)
QTR. 1: ST. LAWRENCE 8, VERMONT 2
QTR. 2: VERMONT 3, ST. LAWRENCE 1
MINI-GAME: ST. LAWRENCE 1, VERMONT 0
SEMI: ST. LAWRENCE 4, CORNELL 3, OT
FINAL: CLARKSON 5, ST. LAWRENCE 4

1992--CHAMPIONS (2ND SEED)
QTR.: ST. LAWRENCE 6, PRINCETON 3
SEMI: ST. LAWRENCE 6, RENSSSLAER 5 2 OT
FINAL: ST. LAWRENCE 4, CORNELL 2
MVP: DANIEL LAPERRIERE (DEFENSEMAN)

1993--QUARTERFINALIST (6TH SEED)
QTR. 1: CLARKSON 3, ST. LAWRENCE 1
QTR. 2: CLARKSON 5, ST. LAWRENCE 3

1994--PRELIMINARY ROUND (10TH SEED)
PRELIM.: COLGATE 4, ST. LAWRENCE 3

1995--PRELIMINARY ROUND (8TH SEED)
PRELIM.: CORNELL 6, ST. LAWRENCE 2

1996--QUARTERFINALIST (3RD SEED)
QTR. 1: HARVARD 5, ST. LAWRENCE 2
QTR. 2: ST. LAWRENCE 3, HARVARD 2
QTR. 3: HARVARD 8, ST. LAWRENCE 4

1997--PRELIMINARY ROUND (9TH SEED)
PRELIM.: HARVARD 4, ST. LAWRENCE 2

1998--QUARTERFINALIST (10TH SEED)
QTR. 1: ST. LAWRENCE 3, YALE 3 OT
QTR. 2: ST. LAWRENCE 3, YALE 3 OT
QTR. 3: YALE 4, ST. LAWRENCE 1

1999--SECOND PLACE (2ND SEED)
QTR. 1: ST. LAWRENCE 9, VERMONT 2
QTR. 2: ST. LAWRENCE 4, VERMONT 1
SEMI: ST. LAWRENCE 6, RENSSSLAER 3
FINAL: CLARKSON 3, ST. LAWRENCE 2

2000--CHAMPIONS (1ST SEED)
QTR. 1: ST. LAWRENCE 8, UNION 4
QTR. 2: ST. LAWRENCE 4, UNION 3 OT
SEMI: ST. LAWRENCE 3, CORNELL 2 OT
FINAL: ST. LAWRENCE 2, RENSSSLAER 0
MVP: DEREK GUSTAFSON (GOALIE)

2001--CHAMPIONS (2ND SEED)
QTR. 1: ST. LAWRENCE 6, UNION 3
QTR. 2: ST. LAWRENCE 4, UNION 2
SEMI: ST. LAWRENCE 2, DARTMOUTH 0
FINAL: ST. LAWRENCE 3, CORNELL 1
MVP: JEREMY SYMINGTON (GOALIE)

2002--QUARTERFINALISTS (9TH SEED)
QTR. 1: CLARKSON 3, ST. LAWRENCE 1
QTR. 2: CLARKSON 6, ST. LAWRENCE 1

2003--FIRST ROUND (9TH SEED)
GM 1: ST. LAWRENCE 2, COLGATE 1
GM. 2: COLGATE 3, ST. LAWRENCE 2 OT
GM. 3: COLGATE 5, ST. LAWRENCE 2

2004--QUARTERFINALISTS (10TH SEED)
FIRST ROUND
GM 1: ST. LAWRENCE 4, YALE 3 OT
GM. 2: ST. LAWRENCE 4, YALE 3 OT
QUARTERFINALS
GM. 1: ST. LAWRENCE 2, COLGATE 1
GM. 2: COLGATE 1, ST. LAWRENCE 0
GM. 3: COLGATE 2, ST. LAWRENCE 1

2005--QUARTERFINALISTS (7TH SEED)
FIRST ROUND
GM. 1: ST. LAWRENCE 7, PRINCETON 0
GM. 2: ST. LAWRENCE 4, PRINCETON 2
QUARTERFINALS
GM. 1: HARVARD 2, ST. LAWRENCE 0
GM. 2: HARVARD 3, ST. LAWRENCE 2

2006--QUARTERFINALISTS (5TH SEED)
FIRST ROUND
GM. 1: ST. LAWRENCE 3, BROWN 2 OT
GM. 2: BROWN 3, ST. LAWRENCE 2
GM. 3: ST. LAWRENCE 5, BROWN 4 OT
QUARTERFINALS
GM. 1: ST. LAWRENCE 5, HARVARD 1
GM. 2: HARVARD 3, ST. LAWRENCE 2
GM. 3: HARVARD 8, ST. LAWRENCE 4

2007--THIRD PLACE (1ST SEED)
QUARTERFINALS
GM. 1: ST. LAWRENCE 6, COLGATE 1
GM. 2: ST. LAWRENCE 5, COLGATE 1
SEMI: QUINNIPIAC 4, ST. LAWRENCE 0
3RD PLACE: ST. LAWRENCE 5, DARTMOUTH 3

2008--FIRST ROUND (9TH SEED)
GM. 1: ST. LAWRENCE 5, COLGATE 2
GM. 2: COLGATE 3, ST. LAWRENCE 2
GM. 3: COLGATE 3, ST. LAWRENCE 1

2009--THIRD PLACE (4TH SEED)
QTR. 1: ST. LAWRENCE 5, QUINNIPIAC 3
QTR. 2: ST. LAWRENCE 5, QUINNIPIAC 3
SEMIFINAL: YALE 4, ST. LAWRENCE 3
3RD PLACE: ST. LAWRENCE 2, PRINCETON 2*
*-ST. LAWRENCE WON SHOOTOUT FOR 3RD PLACE.

2010--FOURTH PLACE (5TH SEED)
GM. 1: ST. LAWRENCE 3, CLARKSON 2 OT
GM. 2: CLARKSON 4, ST. LAWRENCE 3 OT
GM. 3: ST. LAWRENCE 3, CLARKSON 2
QTR. 1: ST. LAWRENCE 2 COLGATE 1
QTR. 2: ST. LAWRENCE 4, COLGATE 3
SEMIFINAL: UNION 3, ST. LAWRENCE 1
3RD PLACE: BROWN 3, ST. LAWRENCE 0

2011--QUARTERFINALISTS (11TH SEED)
GM. 1: PRINCETON 4, ST. LAWRENCE 1
GM. 2: ST. LAWRENCE 3, PRINCETON 2
GM. 3: ST. LAWRENCE 2, PRINCETON 1
QTR. 1: ST. LAWRENCE 4, YALE 3 OT
QTR. 2: YALE 5, ST. LAWRENCE 2
QTR. 3: YALE 4, ST. LAWRENCE 0

2012--QUARTERFINALISTS (8TH SEED)
QTR. 1: DARTMOUTH 6, ST. LAWRENCE 3
QTR. 2: DARTMOUTH 4, ST. LAWRENCE 1

2013--QUARTERFINALISTS (6TH SEED)
GM. 1: ST. LAWRENCE 4, COLGATE 2
GM. 2: ST. LAWRENCE 4, COLGATE 1
QTR. 1: YALE 6, SLU 1
QTR. 2: YALE 3, SLU 0

2014--QUARTERFINALISTS (8TH SEED)
GM. 1: ST. LAWRENCE 3, BROWN 2 2OT
GM. 2: ST. LAWRENCE 3, BROWN 2
QTR. 1: COLGATE 2, ST. LAWRENCE 1
QTR. 2: COLGATE 4, ST. LAWRENCE 3

2015--SEMIFINALISTS (2ND SEED)
QTR. 1: SLU 1, RENSSSLAER 0
QTR. 2: SLU 5, RENSSSLAER 1
SEMI: COLGATE 4, SLU 3 OT

ECAC TOURNAMENT SUMMARY

APPEARANCES: 41
GAMES PLAYED: 129
WINS: 66
LOSSES: 59
TIES: 4
AT APPLETON ARENA: 37-8-0
CHAMPIONSHIPS: 6
1962 • 1988 • 1989 • 1992 • 2000 • 2001
SECOND: 4
1964 • 1987 • 1991 • 1999
THIRD: 2
2007 • 2009 • 2014*
FOURTH: 4
1963 • 1967 • 1983 • 2010

*-NO CONSOLATION GAME PLAYED, TIED FOR THIRD.


SAINT ECAC ALL STARS YEAR BY YEAR

1962
ARLIE PARKER, DEFENSE
RON MASON, FORWARD
RICHIE BROADBELT* GOALIE
ROLLIE ANDERSON,* FORWARD
1963
RICHIE BROADBELT, GOALIE
RON MASON, FORWARD
1964
BOB PERANI, GOALIE
JIM SALFI, DEFENSE
ARNIE O'REILLY,* FORWARD
DAVE ROSS,* FORWARD
1968
GARY CROTEAU, FORWARD
1983
GRAY WEICKER,* GOALIE
KENT CARLSON,* DEFENSE
1985
STEVE TUIE,* DEFENSE
1987
SCOTT YEARWOOD,* GOALIE
HANK LAMMENS,* DEFENSE
PETE LAPPIN,* FORWARD
1988
BRIAN MCCOLGAN, DEFENSE
PETE LAPPIN, FORWARD
HANK LAMMENS,* DEFENSE
1989
MIKE HURLBUT, DEFENSE
PAUL COHEN,* GOALIE
1990
JOE DAY,* FORWARD
1991
LES KUNTAR, GOALIE
ANDY PRITCHARD, FORWARD
DANIEL LAPERRIERE,* DEFENSE
1992
DANIEL LAPERRIERE, DEFENSE
MIKE LAPPIN, FORWARD
1993
TED BEATTIE,* DEFENSE
1995
BURKE MURPHY,* FORWARD
1996
BURKE MURPHY, FORWARD
JEFF KUNGLE,* DEFENSE
1997
PAUL DIFRANCESCO,* FORWARD
1998
PAUL DIFRANCESCO,* FORWARD
1999
ERIC HEFFLER, GOALIE
BOB PRIER,* FORWARD
2000
BRANDON DIETRICH, FORWARD
ERIK ANDERSON,* FORWARD
JUSTIN HARNEY,* DEFENSE
DEREK GUSTAFSON,* GOALIE
2001
ERIK ANDERSON, FORWARD
MIKE GELLARD, FORWARD
MATT DESROSIERS, DEFENSEMAN

2004
RYAN GLENN, DEFENSEMAN
2005
T.J. TREVELYAN, FORWARD
2006
T.J. TREVELYAN, FORWARD
MIKE MADILL, DEFENSE
2007
DREW BAGNALL, DEFENSE
KYLE RANK, FORWARD
ALEX PETIZIAN GOALIE*
2008
ZACH MISKOVIC, DEFENSE^
2009
ZACH MISKOVIC, DEFENSE
BROCK MCBRIDE, FORWARD ^
2012
KYLE FLANAGAN, FORWARD^
2013
KYLE FLANAGAN, FORWARD
GEORGE HUGHES, DEFENSEMAN
GREG CAREY, FORWARD
2014
GREG CAREY, FORWARD
GAVIN BAYREUTHER, DEFENSE*
2015
ERIC SWEETMAN, DEFENSE*
KYLE HAYTON, GOALIE*

*-SECOND TEAM SELECTIONS ^-THIRD TEAM

SAINTS ON THE ECAC ALL DECADE TEAMS



PETE LAPPIN 1980's

HAD A REMARKABLE YEAR IN 1988, WINNING THE ECAC PLAYER OF THE YEAR AND TOURNAMENT MOST OUTSTANDING PLAYER AWARDS, ALL AMERICA FOR A SECOND STRAIGHT YEAR AND LEADING THE SAINTS TO THE NATIONAL CHAMPIONSHIP GAME. HE WAS A HOBEY BAKER AWARD FINALIST.



DANIEL LAPERRIERE 1990's

THE 1992 ECAC PLAYER OF THE YEAR AND FIRST-TEAM ALL AMERICA, LAPERRIERE LED THE SAINTS TO THE ECAC CHAMPIONSHIP HIS SENIOR YEAR AND WAS NAMED THE TOURNAMENT'S MOST OUTSTANDING PLAYER. HE WAS THE HOBEY BAKER AWARD RUNNER-UP IN 1992.

SAINTS MAKE 16TH NCAA APPEARANCE IN '07

The 2006-07 Saint season included the 16th NCAA tournament appearance in program history and the third since 1999-2000 when they reached the Frozen Four.

The Saints and Boston University made NCAA tourney history on a Sunday afternoon in late March 2000 when they played the longest game in NCAA tournament history and one of the longest ever in collegiate hockey. The game, which took just over six hours to complete, went into four overtimes before Robin Carruthers won it with a goal at 3:53 of the fourth extra period. Records for shots and saves also tumbled in the 3-2 Saint win which put the Saints, second Eastern seed, into the semifinals against Boston College. While the Saints lost 4-2 with an empty net goal in that game, they made the deepest advancement of an ECAC team in the tournament in several seasons and their second trip to the Frozen Four since 1988. The Saints returned to the NCAA field in 2000-2001 and again went to overtime, losing 3-2 to Colorado College in Worcester, MA.

Selection is automatic for the tournament champion from each of five different Division I leagues. At-large berths fill the rest of the 16-team field, which is divided into four regionals with the East Regional in Albany, the Midwest Regional in Madison, WI, the Northeast Regional in Worcester, MA and the West Regional in Colorado Springs, CO. The Frozen Four will be at the Pepsi Center in Denver, CO., April 10 and 12.

Among the criteria for selection and seeding are overall record, strength of schedule and record against other teams being considered for NCAA berths. A total of 58 colleges and universities sponsor Division I men's ice hockey.

The 2007 regional appearance by the Saints was their eighth tournament appearance since 1986-87. The 1999-2000 team was the East's second seed. They earned that seeding by being the only team in the nation to win both its conference regular season and tournament titles. The 1988 team went all the way to the NCAA championship game and the 1999-2000 team was just the second since 1962 to earn a spot in the Frozen Four. The Saints made five appearances in the national semifinals between 1952 and 1962 when only four teams were chosen for the tournament. St. Lawrence has played in the national championship game twice, 1961 and 1988.

The 1988 team won St. Lawrence's first-ever NCAA tournament home game when it shocked the University of Wisconsin 7-0 in the first of a two-game, total goals series in the quarterfinals. While the Badgers came back to take a 4-3 win in the second game, the Saints had a 10-4 total goals win and were off to Lake Placid for the semifinals and finals both as a participant and as one of the host schools.

The Saints earned their title shot with a 3-2 win over Minnesota in the semifinals as All America and ECAC Player of the Year Pete Lappin completed a hat trick with just 12 seconds left to give the Saints the win in one of the tournament's best games. Lake Superior State edged the Saints 4-3 in overtime in the championship game.

The 1988-89 team made it three appearances in a row for Joe Marsh-coached teams and hosted Wisconsin for the second straight year, but this time the Badgers prevailed and advanced in the tournament.

SAINT NCAA TOURNEY SUMMARY

1951-52 COLORADO SPRINGS, CO. 4TH PLACE
SEMIFINAL: MICHIGAN 9, ST. LAWRENCE 3
CONSOLATION: YALE 4, ST. LAWRENCE 1

1954-55: COLORADO SPRINGS, CO. 4TH PLACE
SEMIFINAL: COLORADO COLLEGE 2, ST. LAWRENCE 1
CONSOLATION: HARVARD 6, ST. LAWRENCE 3

1955-56: COLORADO SPRINGS, CO. 3RD PLACE
SEMIFINAL: MICHIGAN 2, ST. LAWRENCE 1 OT
CONSOLATION: ST. LAWRENCE 6, BOSTON COLLEGE 2

1958-59 TROY, NY 4TH PLACE
SEMIFINAL: NORTH DAKOTA 4, ST. LAWRENCE 3 OT
CONSOLATION: BOSTON COLLEGE 7, ST. LAWRENCE 6 2OT

1959-60 BOSTON, MA. 4TH PLACE
SEMIFINAL: MICHIGAN TECH 13, ST. LAWRENCE 3
CONSOLATION: BOSTON UNIVERSITY 7, ST. LAWRENCE 6

1960-61 DENVER, CO. 2ND PLACE
SEMIFINAL: ST. LAWRENCE 6, RENSSELAER 3
CHAMPIONSHIP: DENVER 12, ST. LAWRENCE 2

1961-62 UTICA, NY 4TH PLACE
SEMIFINAL: MICHIGAN TECH 6, ST. LAWRENCE 1
CONSOLATION: MICHIGAN 5, ST. LAWRENCE 1

1982-83 MADISON, WI. QUARTERFINALIST
QUARTERFINAL 1: WISCONSIN 6, ST. LAWRENCE 2
QUARTERFINAL 2: WISCONSIN 7, ST. LAWRENCE 1

WISCONSIN WINS TOTAL GOALS SERIES 13-3

1986-87 GRAND FORKS, ND QUARTERFINALIST
QUARTERFINAL 1: NORTH DAKOTA 2, ST. LAWRENCE 1
QUARTERFINAL 2: NORTH DAKOTA 6, ST. LAWRENCE 3

NORTH DAKOTA WINS TOTAL GOALS SERIES 8-4

1987-88 LAKE PLACID, NY 2ND PLACE
QUARTERFINAL 1: ST. LAWRENCE 7, WISCONSIN 0
QUARTERFINAL 2: WISCONSIN 4, ST. LAWRENCE 3

ST. LAWRENCE WINS TOTAL GOALS SERIES 10-4

SEMIFINAL: ST. LAWRENCE 3, MINNESOTA 2
CHAMPIONSHIP: LAKE SUPERIOR 4, ST. LAWRENCE 3 OT

1988-89 CANTON, NY PRELIMINARY ROUND
GAME 1: WISCONSIN 3, ST. LAWRENCE 1
GAME 2: WISCONSIN 4, ST. LAWRENCE 2

WISCONSIN WON 2 OF 3 GAME SERIES 2-0

1991-92 PROVIDENCE, RI QUARTERFINALIST
QUARTERFINAL: WISCONSIN 5, ST. LAWRENCE 2

1998-99 MADISON, WI. FIRST ROUND
COLORADO COLLEGE 5, ST. LAWRENCE 2

1999-00 PROVIDENCE, RI SEMIFINALIST
QUARTERFINAL: ST. LAWRENCE 3, BOSTON U. 2 4OT
SEMIFINAL: BOSTON COLLEGE 4, ST. LAWRENCE 2

2000-2001 WORCESTER, MA FIRST ROUND
COLORADO COLLEGE 3, ST. LAWRENCE 2 2OT

2006-07 MANCHESTER, NH REGIONAL SEMIFINAL
BOSTON COLLEGE 4, ST. LAWRENCE 1

All Time Series Records

AIR FORCE

First Game: 1971-72
Overall Series: 4-1-0
In Canton: 2-0-0
At Appleton: 2-0-0
At Air Force: 1-1-0
Neutral: 1-0-0
Post Season: 0-0-0
1971-72 W 5-3 A, L 7-4 A
1972-73 W, 7-4 H, W 10-3 H
1978-79 W 4-3 N

ALABAMA-HUNTSVILLE

First Game: 2012-13
Overall Series: 2-0-0
In Canton: 2-0-0
At Appleton: 2-0-0
At UAH 0-0-0
Neutral: 0-0-0
Post Season: 0-0-0
2012-13 W, 4-0 H, W 3-1 H

AIC

First Game: 1952-53
Overall Series: 3-0-0
In Canton: 3-0-0
At Appleton: 3-0-0
At AIC: 0-0-0
Neutral: 0-0-0
Post Season: 0-0-0
1952-53 W 7-2 H
1957-58 W 11-1 H
1958-59 W 15-2 H

ARMY

First Game: 1947-48
Overall Series: 22-1-1
In Canton: 9-0-0
At Appleton: 9-0-0
At Army: 11-1-1
Neutral: 2-0-0
Post Season: 1-0-0

1947-48 L 2-1 A
1950-51 W 4-2 A
1951-52 W 8-1 H
1953-54 W 9-0 A
1954-55 W 14-1 H
1955-56 W 5-0 A
1957-58 W 4-3 A
1963-64 W 3-2 A*
1981-82 W 7-5 N
1982-83 W 2-0 A
1983-84 W 9-6 H
1984-85 W 5-4 A
1985-86 W 6-4 H
1986-87 W 11-2 A, W 8-3 H
1987-88 W 10-1 H, W 6-5 A
1988-89 W 5-1 A, W 4-3 H
1989-90 W 7-3 H, W 5-3 A
1990-91 T 2-2 A, W 6-3 H
2009-10 W 5-2 N

*-ECAC tournament

BOSTON COLLEGE

First Game: 1951-52
Overall Series: 28-34-2
In Canton: 16-10-1
At Appleton: 16-10-1
At BC 6-17-1
Neutral: 6-7-0
Post Season: 2-6-0
1951-52 L 3-2 H
1953-54 W 4-1 A
1954-55 W 6-1 A, W 4-1 H
1955-56 W 6-2 A, W 6-2 H, W 6-2 N^
1956-57 W 5-2 A, W 9-1 H
1957-58 L 1-0 A, L 2-1 H
1958-59 L 6-5 A, W 6-4 H, L 7-6 N^
1959-60 T 5-5 A, W 6-5 H, W 4-3 H
1960-61 L 6-4 A, W 3-0 H
1961-62 W 5-4 A, W 8-1 N, W 9-4 H*
1962-63 L 8-1 N, L 3-2 A, W 5-1 H, L 6-2 N*
1963-64 L 4-2 A, L 6-5 H
1964-65 L 5-3 A
1965-66 W 5-3 N, W 9-3 H
1966-67 L 5-1 A, L 6-4 N*
1967-68 W 8-7 H, L 7-6 H*
1968-69 L 4-3 A
1969-70 W 7-6 N, W 7-2 H
1970-71 L 8-4 A
1971-72 W 7-5 H
1972-73 L 13-4 A
1973-74 W 5-2 H
1974-75 W 5-1 A
1975-76 W 5-4 H
1976-77 L 10-4 A
1977-78 L 7-2 H
1978-79 L 9-3 A
1979-80 L 7-1 H
1980-81 L 3-2 A
1981-82 W 6-3 H
1982-83 W 4-2 N, L 4-2 A
1983-84 L 5-4 H
1989-90 T 2-2 H
1990-91 L 5-0 A
1991-92 L 3-2 H
1992-93 T 6-6 A
1995-96 L 10-4 A
1996-97 L 6-4 H
1997-98 L 6-0 A
1998-99 L 3-2 N, L 6-2 H
1999-00 L 4-2 N^
2006-07 L 4-1 N^
2009-10 W 5-2 N

BOSTON UNIVERSITY

First Game: 1952-53
Overall Series: 26-30-1
In Canton: 15-9-1
At Appleton: 15-9-1
At BU 9-17-0
Neutral: 2-3-0
Post Season: 1-2-0
1952-53 W 6-3 H
1953-54 W 14-2 A, W 12-2 H
1954-55 W 14-3 A, W 8-0 H
1955-56 W 6-0 A, W 3-1 H
1956-57 W 2-1 A, W 7-3 H
1957-58 W 5-4 A, L 8-7 H
1958-59 L 5-3 A, W 4-2 H

Boston University...continued

1959-60 L 4-2 A, W 6-3 H, L 7-6^
1960-61 L 5-4 A, W 8-3 H
1961-62 W 4-1 A, W 6-2 H
1962-63 W 5-1 H, W 5-1 A
1963-64 W 4-3 A, W 5-2 H
1964-65 L 5-1 A,
1965-66 L 6-5 H
1966-67 L 7-2 A, L 6-2 N*
1967-68 T 2-2 H
1968-69 L 7-3 A
1969-70 L 6-4 H
1970-71 L 6-3 A
1971-72 L 5-3 H
1972-73 L 9-3 A
1973-74 W 6-4 H
1974-75 L 7-6 A
1975-76 L 7-4 H
1976-77 L 8-5 N, W 8-6 A
1977-78 L 8-3 H
1978-79 L 5-3 A
1979-80 L 6-3 H
1980-81 L 6-2 A
1981-82 L 9-6 H
1982-83 L 6-4 A
1983-84 W, 6-2 H
1989-90 W 4-3 H
1990-91 L 5-3 A
1995-96 L 7-2 A
1996-97 W 2-0 H
1997-98 L 6-3 A
1998-99 L 2-1 H
1999-00 W 3-2 N^ (4OT)
2006-07 W 4-3 N
2008-09 L 4-1 A
2012-13 L 5-0 A
*-ECAC ^-NCAA

BOWDOIN

First Game: 1976-77
Overall Series: 1-0-0
In Canton: 0-0-0
At Appleton: 0-0-0
At Bowdoin: 0-0-0
Neutral: 1-0-0
Post Season: 0-0-0
1976-77 W 8-2 N

BOWLING GREEN
First Game: 1970-71
Overall Series: 5-7-2
In Canton: 4-1-1
At Appleton: 4-1-1
At BGSU: 0-4-1
Neutral: 1-2-0
Post Season: 0-0-0
1970-71 W 6-5 H
1974-75 L 6-5 H
1978-79 T 3-3 A, L 7-2 A
1980-81 T 6-6 H
1984-85 L 7-2 A, L 8-5 A
1985-86 L 5-2 N, W 5-2 H, W 8-5 H
1989-90 L 6-2 N
1990-91 W 6-3 N
2005-06 L 6-4 A
2006-07 W 4-0 H

Games against Canadian teams
count in record until 1997-98

BROWN

First Game: 1952-53
Overall Series: 43-28-11
In Canton: 23-11-6
At Appleton: 20-10-6
At Brown: 18-15-5
Neutral: 2-2-0
Post Season: 4-3-0
1952-53 W 6-3 H
1954-55 W 6-3 A
1965-66 L 4-2 A*
1967-68 L 7-3 N
1974-75 W 4-3 N
1978-79 W 6-2 A
1979-80 L 6-1 A, L 10-2 A
1980-81 W 3-2 H
1981-82 W 10-6 H W 10-2 N, W 5-2 A
1982-83 W 7-2 H
1983-84 W 6-1 A
1984-85 W 4-3 A, W 3-2 H
1985-86 L 5-2 H, W 5-3 A
1986-87 L 4-3 A, W 4-3 H
1987-88 W 6-3 H, W 7-5 A
1988-89 W 5-2 A W 9-4 H
1989-90 W 7-5 H, T 2-2 A
1990-91 W 7-3 A, W 8-4 H
1991-92 W 5-4 A, W 3-2 H
1992-93 T 3-3 H, L 5-2 A
1993-94 L 6-2 A, W 6-1 H
1994-95 L 4-3 H, L 8-2 A
1995-96 T 2-2 H, W 3-1 A
1996-97 W 5-4 A, T 6-6 H
1997-98 L 2-1 H, L 4-2 A
1998-99 W 5-2 A, L 3-2 H
1999-00 W 6-3 H, L 6-0 A
2000-01 T 3-3 H, W 4-2 A
2001-02 L 3-2 A, L 2-0 H
2002-03 L 5-1 H, T 4-4 A
2003-04 L 8-0 A, W 4-0 H
2004-05 L 4-1 H, W 3-0 A
2005-06 L 3-1 A, W 4-1 H, W 3-2 H*
L 3-2 H* W 5-4 H*
2006-07 L 4-1 A, W 2-1 H
2007-08 T 4-4 H, L 3-1 A
2008-09 T 2-2 H, W 6-1 A
2009-10 W 5-2 H, T 2-2 A, L 3-0 N*
2010-11 L 2-1 A, L 5-1 H
2011-12 L 4-1 H, W 5-3 A
2012-13 T 3-3 A, W, 3-2 H
2013-14 T 3-3 A, L 5-3 H, W, 3-2 H*
W, 3-2 H*
2014-15 W 5-2 A, W 5-2 H

BUFFALO

First Game: 1973-74
Overall Series: 5-0-0
In Canton: 3-0-0
At Appleton: 3-0-0
At Buffalo: 2-0-0
Neutral: 0-0-0
Post Season: 0-0-0
1973-74 W 9-5 H
1974-75 W 5-2 A
1975-76 W 8-4 H
1976-77 W 8-4 A
1977-78 W 6-4 H

All Time Series Records

CALGARY

First Game: 1994-95
Overall Series: 1-0-0
In Canton: 0-0-0
At Appleton: 0-0-0
At Calgary: 0-0-0
Neutral: 1-0-0
Post Season: 0-0-0
 1994-95 W 5-4 N

CARLETON

First Game: 1950-51
Overall Series: 4-1-0
In Canton: 4-1-0
At Appleton: 4-1-0
At Carleton: 0-0-0
Neutral: 0-0-0
Post Season: 0-0-0
 1950-51 L 7-4 H
 1952-53 W 13-1 H
 1965-66 W 13-2 H
 1967-68 W 13-3 H
 1970-71 W 9-1 H

CHAMPLAIN

First Game: 1946-47
Overall Series: 1-0-0
In Canton: 1-0-0
At Appleton: 0-0-0
At Champlain 0-0-0
Neutral: 0-0-0
Post Season: 0-0-0
 1946-47 W 2-0 H

CLARKSON

First Game: 1925-26
Overall Series: 67-121-11
In Canton: 37-52-4
At Appleton: 33-46-4
At Clarkson: 24-58-7
Neutral: 7-11-0
Post Season:
 1925-26 L, 1-0 A; L, 3-1 H
 1926-27 L 1-1 A; L 3-0 H
 1927-28 L 6-0 A
 1928-29 L 6-1 A, L 3-2 H
 1929-30 L 17-0 H
 1939-40 L 19-2 A
 1940-41 L 19-2 A
 1942-43 L 5-2 H, W 12-9 N
 1946-47 L 13-5 A, W 3-2 H
 1947-48 L 5-4 A, L 5-4 H
 1948-49 L 5-4 A, W 6-3 H
 1949-50 W 12-6 H, W 5-3 A
 1950-51 W, 5-1 A; L 7-3 H
 1951-52 W, 4-2 A; W 11-1 H
 1952-53 W 7-0 A; W 7-2 H
 1953-54 W 6-2 A; W 8-2 H
 1954-55 W 6-5 A; W 2-1 H
 1955-56 L 8-3 H; L 8-4 A
 1956-57 L 5-4 A; W 3-1 H
 1957-58 L 4-1 A, L 4-3 H
 1958-59 W 6-4 H, W 5-4 A

Clarkson....continued

1959-60 W 7-4 A, W 3-2 H
 1960-61 W 3-2 H, L 5-2 A
 1961-62 L 6-5 N, T 4-4 A, L 6-4 H,
 W 5-2 N*
 1962-63 W 3-2 H, T 3-3 A, L 7-5 N*
 1963-64 T 2-2 A, W 5-2 H
 1964-65 L 4-2 H, L 4-9 A
 1965-66 L 6-4 A, L 3-1 H
 1966-67 L 5-2 N, T 4-4 H, W 6-4 A
 1967-68 W 8-4 N, L 8-4 A, L 8-5 H
 1968-69 L 7-6 H, W 4-3 A
 1969-70 L 5-2 A, L 4-3 H
 1970-71 L 4-2 H, L 4-1 A, L 3-2 H
 1971-72 W 3-2 H, W 4-3 A, L 5-3 H
 1972-73 W 6-2 H, L 6-4 N, W 5-4 H
 L 6-3 A
 1973-74 L 4-1 H, L 3-2 A, W 5-2 H
 1974-75 L 8-1 H, L 6-4 H, L 8-5 A
 1975-76 L 5-1 H, L 5-4 A, L 5-4 H
 1976-77 L 7-1 H, L 10-2 H, L 6-5 A
 1977-78 L 6-3 H, L 10-3 A, W 9-4 H
 1978-79 L 11-4 H, L 11-5 H, L 7-3 A
 1979-80 L 6-5 H, L 12-3 A, L 5-2 H
 1980-81 L 4-2 A, L 8-6 H, L 3-2 A
 1981-82 L 5-3 N, L 5-4 H, L 6-4 A,
 W 4-3 H
 1982-83 L 5-4 N, L 6-2 A, L 7-1 H,
 W 5-3 H*, L 2-1 H*, W 3-0 H*%
 *-ECAC Tournament %-mini-game
 1983-84 L 6-4 A, L 4-3 H
 1984-85 L 4-3 H, L 5-2 A, L 6-2 A*
 T 4-4 A*
 1985-86 W 7-4 N, L 10-1 A, L 4-3 N,
 W 6-5 H
 1986-87 L 4-3 H, L 4-1 A
 1987-88 W 2-1 A, W 8-4 H, W 3-0 N*
 1988-89 W 7-1 H, L 4-3 A
 1989-90 W 5-4 A, L 3-2 H, L 4-1 A*,
 L 5-2 A*
 1990-91 W 6-5 H, L 3-0 A, L 5-3 N*
 1991-92 W 4-3 A, W 5-0 H
 1992-93 L 6-0 H, L 4-1 A L 3-1 A*,
 L 5-3 A*
 1993-94 L 5-3 A, L 4-2 H
 1994-95 L 8-4 H, L 9-2 A
 1995-96 L 6-4 A, W 3-2 H
 1996-97 L 7-4 H, L 8-3 A
 1997-98 L 4-3 A, L 1-0 H
 1998-99 W 3-1, H, L 5-4 A, L 3-2 N*
 1999-00 T 1-1 A, W 7-3 H
 2000-01 L 7-2 H, W 4-2 A
 2001-02 L 7-6 A, W 6-5 H, L 3-1 A*
 L 6-1 A*
 2002-03 W 2-1 H, W 3-2 A
 2003-04 L 3-1 A, W 5-4 H
 2004-05 W 3-1 H, W 7-2 A
 2005-06 L 6-2 N, L 3-2 A, W 5-4 H
 2006-07 L 3-1 A, L 6-2 H
 2007-08 W, 3-2 H, L 5-4 A, W 4-2 H,
 2008-09 W 5-1 H, W 2-1 A, T 3-3 H
 L 3-1 A
 2009-10 L 4-1 A, T 3-3 H, W 4-3 A,
 W 3-2 H*, L 4-3 H* W 3-2 H*
 2010-11 L 2-1 N, L 3-1 A, L 2-1 H
 2011-12 L 5-3 H, W 4-1 N, L 4-3 A
 2012-13 L 4-1 H, L 3-1 N, T 3-3 A
 2013-14 L, 5-4 A, L 4-3 H
 2014-15: T 2-2 H, W 4-0 A, L 2-1 H
 W, 2-1 A

COLBY

First Game: 1963-64
Overall Series: 1-0-0
In Canton: 0-0-0
At Appleton: 0-0-0
At Champlain 0-0-0
Neutral: 1-0-0
Post Season: 0-0-0
 1963-64 W 7-2 N

COLGATE

First Game: 1927-28
Overall Series: 73-65-4
In Canton: 40-17-2
At Appleton: 37-12-2
At Colgate: 28-43-1
Neutral: 6-5-0
Post Season: 9-10-0
 1927-28 W 4-3 H
 1928-29 L 2-1 A
 1938-39 L 4-0 A, L 6-1 H
 1939-40 L 5-1 H, L 4-3 A
 1942-43 L 7-4 H; L 13-4 A
 1946-47 L 7-2 H, L 9-2 A
 1947-48 L 5-4 H
 1948-49 W 6-4 H W 6-5 A
 1949-50 W 6-3 H, W 6-2 A
 1950-51 L 2-1 A, W 7-2 H
 1963-64 W 7-1 N, L 2-1 A
 1964-65 L 3-2 H
 1965-66 W 8-6 H, L 4-3 A
 1966-67 W 4-3 A, W 10-3 H
 1967-68 W 3-2 A, L 5-4 H
 1968-69 W 4-1 A, W 7-2 N, W 5-4 H
 1969-70 L 8-4 A, W 9-5 H
 1970-71 W 2-0 A, L 6-2 H
 1971-72 L 3-2 N L 6-5 A, L 4-3 H
 1972-73 L 6-3 H, W 7-3 A
 1973-74 W 5-4 A, W 8-5 H
 1974-75 W 5-0 N, W 8-6 H, W 8-6 A
 1975-76 W 7-5 A, W 8-7 H
 1976-77 W 5-4 H, L 4-3 A
 1977-78 W 5-4 H, W 5-4 A
 1978-79 L 5-2 H, L 7-4 A
 1979-80 L 4-1 A, L 8-3 H
 1980-81 W 7-3 N, L 5-2 H, W 4-2 A
 1981-82 W 5-4 H, L 3-1 A
 1982-83 W 7-5 N, W 2-1 A, W 5-3 H
 1983-84 L 5-3 A, W 7-1 H
 1984-85 L 5-2 H, W 4-2 A
 1985-86 L 5-2 A, W 8-4 H
 1986-87 W 8-3 H, W 4-3 A
 1987-88 L 6-5 A, L 3-2 N, W 4-3 H
 1988-89 W 9-2 H, L 4-1 A
 1989-90 L 6-3 A, L 4-3 H
 1990-91 W 5-3 H, W 7-4 A
 1991-92 W 6-3 A, W 9-3 H
 1992-93 W 3-2 H, W 4-3 A
 1993-94 L 4-1 N, L 7-2 H, L 7-2 A,
 L 4-3 A*
 1994-95 L 7-5 A, W 5-4 H
 1995-96 W 6-5 A, T 2-2 H
 1996-97 L 4-2 H, L 6-5 A
 1997-98 L 4-1 A, W 5-3 H
 1998-99 W 3-1 N, W 3-2 H, L 2-1 A
 1999-00 L 4-3 A, W 5-1 H
 2000-01 W 4-0 A, W 3-1 H

Colgate...continued

2001-02 L 4-3 H, L 5-0 A
 2002-03 T 3-3 H, T 4-4 A, W 2-1 A*
 L 3-2 A* L 5-2 A*
 2003-04 W 5-1 H, L 3-2 A, W 2-1 A*
 L 1-0 A* L 2-1 A*
 2004-05 L 3-1 A, W 5-3 H
 2005-06 L 4-3 A, W 3-2 H
 2006-07 W 5-0 H, L 6-2 A, W 6-1 H*
 W 5-1 H*
 2007-08 L 2-1 N, L 4-1 A, L 2-1 H,
 W 5-2 A*, L 3-2 A*, L 3-1 A*
 2008-09 W 5-2 A, W 4-2 H
 2009-10 W 4-0 H, W 3-2 A, W 2-1 A*
 W 4-3 A*
 2010-11 W 4-1 H, W 4-0 A
 2011-12 L 6-2 A, W 3-2 H
 2012-13 W, 4-2 A, T 3-3 H, W 4-2 H
 W 4-1 H
 2013-14 L 5-3 H, L 7-3 A, L 2-1 A*
 L 4-3 A*
 2014-15 L 5-2, A, L 2-0 H, L 4-3 OT N*

COLORADO COLLEGE

First Game: 1954-55
Overall Series: 0-5-0
In Canton: 0-0-0
At Appleton: 0-0-0
At Colorado Coll.: 0-1-0
Neutral: 0-4-0
Post Season: 0-4-0
 1954-55 L 2-1 N^
 1997-98 L 12-3 N
 1998-99 L 5-2 N^
 2000-01 L 3-2 N^ (2OT)
 2003-04 L 2-1 A

CONCORDIA

First Game: 1975-76
Overall Series: 5-3-1
In Canton: 1-2-1
At Appleton: 1-2-1
At Concordia.: 0-1-0
Neutral: 4-0-0
Post Season: 0-0-0
 1975-76 L 6-2 H, L 9-3 A
 1976-77 L 5-4 H
 1977-78 W 8-0 H
 1980-81 W 9-3 N
 1982-83 W 4-3 N
 1983-84 W 3-1 N
 1984-85 T 3-3 H
 1985-86 W 8-5 N

All Time Series Records

CORNELL

First Game: 1926-27
Overall Series: 41-56-7
In Canton: 31-18-4
At Appleton: 20-17-4
At Cornell: 14-33-3
Neutral: 6-5-0
Post Season: 5-4-0

1926-27 W, 3-0 H
 1928-29 W, 1-0 A
 1928-30 L, 9-2 A
 1938-39 L 11-1 N, L 2-0 A
 1939-40 L 5-3 H
 1962-63 L 5-4 A, W 8-0 N
 1963-64 W 3-0 H,
 1964-65 L 5-3 A
 1965-66 L 5-0 H
 1966-67 L 8-0 A
 1967-68 L 4-2 H
 1968-69 L 7-1 A, L 4-3 N, L 3-0 A*
 1969-70 L 7-0 A, L 7-2 N, L 6-1 A*
 1970-71 L 3-0 A
 1971-72 L 5-4 H
 1972-73 L 7-3 A
 1973-74 T 5-5 H, L 5-3 A*
 1974-75 L 10-4 A, L 7-4 N
 1975-76 L 9-7 H
 1976-77 L 10-4 A
 1977-78 W 5-4 H
 1978-79 L 8-0 A, L 8-7 H
 1979-80 L 5-4 H
 1980-81 L 5-1 A, W 4-1 H
 1981-82 W 4-0 A, W 4-3 H
 1982-83 W 8-3 H, W 4-3 A
 1983-84 W 5-4 N, W 7-4 H
 1984-85 W 4-2 H, L 8-3 A
 1985-86 L 7-6 A, L 7-4 H
 1986-87 W 2-1 H, W 9-8 A
 1987-88 W 4-3 A, W 6-3 H
 1988-89 W 4-1 H, W 2-0 A, W 6-1 N*
 1989-90 T 4-4 A, L 4-2 H
 1990-91 L 7-4 H, L 3-1 A, W 4-3 N*
 1991-92 L 5-1 A, W 5-3 H, W 4-2 N*
 1992-93 W 5-0 H, W 8-2 A
 1993-94 L 5-3 H, W 8-4 A
 1994-95 L 8-1 A, W 5-2 H, L 6-2 H*
 1995-96 W 5-4 A, T 4-4 H
 1996-97 T 1-1 H, L 5-2 A
 1997-98 W 4-3 A, W 3-2 H
 1998-99 T 3-3 H, W 3-1 A
 1999-00 L 4-0 A, W 3-1 H, W 3-2 N*
 2000-01 W 6-3 A, W 3-2 H, W 3-1 N*
 2001-02 L 2-1 H, T 2-2 A
 2002-03 L 3-2 H, L 5-2 A
 2003-04 L 2-1 H, L 4-1 A
 2004-05 L 1-0 A, L 3-2 H
 2005-06 L 4-2 A, T 4-4 H
 2006-07 W 4-1 H, W 2-1 A
 2007-08 L 3-1 A, L 2-1 H
 2008-09 L 1-0 A, W 8-1 H
 2009-10 T 1-1 H, L 2-1 A
 2010-11 W 5-0 H, L 4-3 A
 2011-12 L 1-0 A, L 4-3 OT H
 2012-13 L 3-1 A, W, 4-2 H
 2013-14 L 5-2 H, T 4-4 A
 2014-15 W 4-2 A, W 3-1 H

DARTMOUTH

First Game: 1949-50
Overall Series: 55-33-3
In Canton: 29-12-2
At Appleton: 29-12-2
At Dartmouth: 24-20-1
Neutral: 2-1-0
Post Season: 2-2-0

1949-50 W 3-2 A
 1950-51 L 4-3 H (Appleton1st gm.)
 1951-52 W 4-2 A
 1952-53 W 13-4 H
 1953-54 W 6-1 A
 1954-55 W 12-1 H
 1955-56 W 12-1 A
 1956-57 W 6-0 H
 1967-68 W 3-1 H
 1968-69 L 5-3 A
 1969-70 W 12-5 H
 1970-71 L 3-2 A
 1971-72 L 4-1 A
 1972-73 W 4-2 H
 1973-74 W 4-3 A
 1974-75 W 9-6 H
 1975-76 L 3-1 A
 1976-77 L 6-5 H
 1977-78 L 5-4 A
 1978-79 L 5-4 H
 1979-80 L 6-4 A
 1980-81 L 4-3 N, W 4-2 H
 1981-82 L 7-2 A
 1982-83 W 6-3 H
 1983-84 W 6-3 A
 1984-85 W 4-2 H, W 4-1 A
 1985-86 W 8-2 A, W 9-4 H
 1986-87 W 7-2 H, L 4-1 A
 1987-88 L 5-4 A, W 4-2 H
 1988-89 W 7-3 H, W 8-2 A
 1989-90 W 6-1 A, W 7-1 H
 1990-91 W 4-3 H, W 7-2 A
 1991-92 W 9-1 H, W 4-2 A
 1992-93 W 5-3 A, W 5-4 H
 1993-94 W 5-3 H, L 5-2 A
 1994-95 W 6-3 A, W 5-4 H
 1995-96 W 7-3 H, W 7-4 A
 1996-97 W 3-2 A, L 6-4 A, W 6-1 H
 1997-98 L 4-1 A, L 5-2 H
 1998-99 W 4-3 A, W 4-3 H
 1999-00 W 4-3 A, W 7-5 H
 2000-01 T 2-2 H, L 5-4 A, W 2-0 N*
 2001-02 W 4-3 A, W 3-2 H
 2002-03 W 7-3 H, L 5-3 A
 2003-04 L 5-3 A, T 2-2 H
 2004-05 L 4-1 H, L 6-2 A
 2005-06 W 6-4 H, L 3-0 A
 2006-07 W 2-1 A, W 4-1 H, W 5-2 N*
 2007-08 L 2-1 H, W 8-3 A
 2008-09 L 5-3 A, W 7-2 H
 2009-10 L 3-2 A, L 3-2 H
 2010-11 L 6-1 H, L 4-2 A
 2011-12 L 3-1, H, T 2-2 A, W 3-1 A,
 L 6-3 H, L 4-1 H
 2012-13 W 4-2 A, L 3-2 H
 2014-15 W 3-2 A, W 6-3 H

DENVER

First Game: 1960-61
Overall Series: 0-3-0
In Canton: 0-0-0
At Appleton: 0-0-0
At Denver: 0-1-0
Neutral: 0-2-0
Post Season: 0-1-0

1960-61 L 12-2 N^
 2003-04 L 3-0 N, L 2-0 A

Elmira

First Game: 1980-81
Overall Series: 2-0-0
In Canton: 0-0-0
At Appleton: 0-0-0
At Elmira: 2-0-0
Neutral: 0-0-0
Post Season: 0-0-0

1979-80 W 5-4 A
 1980-81 W 7-3 A

Ferris State

First Game: 1992-93
Overall Series: 2-7-0
In Canton: 1-3-0
At Appleton: 1-3-0
At Ferris: 0-3-0
Neutral: 1-1-0
Post Season: 0-0-0

1992-93 L 4-1 N
 1999-00 L 4-1 A
 2008-09 W 5-4 N
 2009-10 L, 4-2 A, L 3-0 A
 2011-12 L 4-2 H, L 5-1 H
 2014-15 L 3-2 OT H, W 2-0 H

GUELPH

First Game: 1972-733
Overall Series: 1-0-0
In Canton: 1-0-0
At Appleton: 1-0-0
At Guelph: 0-0-0
Neutral: 0-0-0
Post Season: 0-0-0

1972-73 W 13-3 H

HAMILTON

First Game: 1926-27
Overall Series: 12-8-0
In Canton: 9-3-0
At Appleton: 4-1-0
At Hamilton: 5-2-0
Neutral: 0-0-0
Post Season: 0-0-0

1926-27 L 13-1 H
 1927-28 L 3-0 H
 1928-29 W 5-1 H
 1929-30 L 8-1 A
 1939-40 L 2-1 A, L 5-2 A
 1940-41 L 6-3 A
 1942-43 L 5-3 A
 1946-47 W 7-2 H

Hamilton...continued

1947-48 W 6-4 H
 1948-49 W 5-2 H
 1949-50 W 14-3 H
 1950-51 W 7-4 A, W 8-3 H
 1951-52 L 3-2 A
 1952-53 W 12-1 H
 1953-54 W 5-0 A
 1954-55 W 13-3 H
 1955-56 W 7-0 A
 1956-57 W 11-2 H

HARVARD

First Game: 1954-55
Overall Series: 43-49-7
In Canton: 22-19-5
At Appleton: 21-19-5
At Harvard: 20-28-2
Neutral: 1-2-0
Post Season: 3-9-0

1954-55 L 6-3 N^
 1955-56 W 4-1 A
 1957-58 W 6-4 A
 1958-59 W 4-3 H
 1959-60 T 5-5 A
 1960-61 W 2-1 H
 1961-62 L 2-0 A, W 6-5 N*
 1962-63 W 6-1 H
 1963-64 L 3-1 A
 1964-65 L 7-3 H
 1965-66 W 5-3 A
 1966-67 W 3-2 H
 1967-68 W 6-4 A
 1968-69 T 4-4 H
 1969-70 L 6-2 A
 1970-71 L 2-1 H
 1971-72 L 7-1 A
 1973-74 L 6-4 H
 1976-77 L 10-0 A
 1977-78 L 7-4 H
 1978-79 W 3-2 A
 1979-80 L 5-3 H
 1980-81 L 7-3 A
 1981-82 W 3-1 H
 1982-83 W 4-3 A
 1983-84 W 4-3 H
 1984-85 L 4-3 H, W 4-3 A
 1985-86 L 7-0 A, L 7-3 H
 1986-87 L 5-3 H, W 4-3 A, L 6-3 N*
 1987-88 L 4-3 A, L 6-5 H
 1988-89 L 5-1 H, L 4-2 A
 1989-90 L 3-2 A, W 5-3 H
 1990-91 W 5-4 H, L 4-2 A
 1991-92 L 3-2 A, W 4-0 H
 1992-93 L 10-4 H, W 3-1 A
 1993-94 L 8-1 A, L 5-4 H
 1994-95 W 4-3 H, L 8-3 A
 1995-96 W 7-3 H, W 5-4 A, L 4-2 H*
 W 3-2 H*, L 8-4 H*
 1996-97 T 3-3 A, W 6-3 H, L 4-2 A*
 1997-98 L 3-1 H, W 3-2 A
 1998-99 W 5-1 A, W 5-4 H
 1999-00 W 6-4 H, W 4-2 A
 2000-01 W 6-3 H, L 4-1 A
 2001-02 L 2-1 A, T 3-3 H
 2002-03 L 6-1 H, L 5-0 A
 2003-04 L 3-0 A, T 3-3 H
 2004-05 W 4-2 H, L 5-2 A, L 2-0 A*
 L 3-2 A*
 2005-06 L 4-3 H, L 3-2 A, W 5-1 A*
 L 3-2 A*, L 8-4 A*

All Time Series Records

Harvard...continued

2006-07 W 5-4 A, W 4-3 H
2007-08 L 6-1 H, W 3-1 A
2008-09 L 1-0 A, T 2-2 H
2009-10 W 3-2 A, W 4-3 H
2010-11 L 5-2 H, L 4-3 A
2011-12 W 4-3 H, L 4-1 A
2012-13 W 4-3 A, W 4-2 H
2013-14 W, 3-1 A, T 2-2 H
2015-16 W 5-1 A, W 5-1 H

HOLY CROSS

First Game: 2000-01
Overall Series: 1-0-0
In Canton: 0-0-0
At Appleton: 0-0-0
At Holy Cross: 0-0-0
Neutral: 1-0-0
Post Season: 0-0-0
2000-01 W 5-1 N

ILLINOIS-CHICAGO

First Game: 1992-93
Overall Series: 1-0-0 SLU
In Canton: 0-0-0
At Appleton: 0-0-0
At UIC: 0-0-0
Neutral: 1-0-0
Post Season: 0-0-0
1992-93 W 7-1 N

LAKE SUPERIOR

First Game: 1969-70
Overall Series: 6-10-3
In Canton: 5-3-2
At Appleton: 5-3-2
At LSSU: 1-6-1
Neutral: 0-1-0
Post Season: 0-1-0

1969-70 L 2-1 H, W 6-5 H, L 5-3 A, L 6-4 A
1975-76 L 9-7 H, W 4-1 H
1987-88 L 4-3 OT N^
1994-95 T 3-3 H
1995-96 L 6-3 A, L 4-1 A
1996-97 L 6-3 H
2001-02 W 2-1 A, L 3-2 A
2002-03 W 6-1 H, T 2-2 H
2003-04 T 2-2 A, L 4-2 A

LAVAL

First Game: 1953-54
Overall Series: 11-6-1
In Canton: 11-6-1
At Appleton: 11-6-1
At Laval: 0-0-0
Neutral: 0-0-0
Post Season: 0-0-0
1953-54 T 4-4 H
1954-55 W 7-5 H
1955-56 L 3-2 H
1956-57 L 5-3 H
1957-58 L 7-2 H
1958-59 L 2-0 H

Laval...continued

1959-60 W 8-3 H
1960-61 W 7-6 H, W 3-2 H
1961-62 W 3-1 H
1962-63 W 2-1 H
1963-64 W 4-1 H
1964-65 L 5-1 H
1965-66 W 5-2 H
1966-67 W 7-0 H
1970-71 L 4-2 H
1975-76 W 6-2 H
1978-79 W 12-1 H

LOYOLA

First Game: 1952-53
Overall Series: 12-1-0 SLU
In Canton: 12-1-0
At Appleton: 12-1-0
At Loyola: 0-0-0
Neutral: 0-0-0
Post Season: 0-0-0

1952-53 W 6-3 H
1953-54 W 6-3 H
1952-53 W 6-3 H
1953-54 W 6-3 H
1957-58 W 13-3 H
1958-59 W 9-4 H
1960-61 W 5-4 H
1961-62 W 6-4 H
1962-63 W 7-1 H
1963-64 W 6-2 H
1964-65 W 4-1 H
1973-74 L 3-2 H
1974-75 W 6-3 H

MAINE

First Game: 1979-80
Overall Series: 8-11-0
In Canton: 4-5-0
At Appleton: 4-5-0
At Maine: 4-6-0
Neutral: 0-1-0
Post Season: 0-0-0

1979-80 L, 4-2 H
1980-81 L 6-3 A
1981-82 W, 6-4 H
1982-83 W, 4-3 A
1983-94 W 11-1 H
1993-94 L, 7-2 H
1994-95 L 7-1, A, L 3-1 A
1995-96 L 5-0 H
2000-01 L 8-2 A
2003-04 L 3-2 H, L 7-2 H
2004-05 W 1-0 A, L 4-3 A
2010-11 L 10-1 N
2012-13 W 5-0 A, W 5-1 A
2013-14 W 3-1 H, W 5-2 H

MANITOBA

First Game: 1979-80
Overall Series: 0-1-0
In Canton: 0-0-0
At Appleton: 0-0-0
At Manitoba: 0-1-0
Neutral: 0-0-0
Post Season: 0-0-0
1979-80 L 7-4 A

UMASS-AMHERST

First Game: 1993-94
Overall Series: 3-3-0
In Canton: 2-1-0
At Appleton: 2-1-0
At UMass.: 1-2-0
Neutral: 0-0-0
Post Season: 0-0-0
1993-94 W 5-4 H
1999-00 L 3-2 A
2003-04 L 5-1 A
2005-06 W 2-1 H
2007-08 L 3-1 H
2008-09 W 4-3 A

UMASS-LOWELL

First Game: 1980-81
Overall Series: 8-11-1
In Canton: 6-3-0
At Appleton: 6-3-0
At UML.: 2-7-1
Neutral: 0-1-0
Post Season: 0-0-0
1980-81 L 7-5 H
1983-84 L 7-6 H
1986-87 W 7-4 A
1987-88 L 6-5 H
1988-89 L 5-2 A
1989-90 L 4-2 A
1990-91 W 6-3 H
1991-92 W 7-6 A
1992-93 W 6-4 H
1994-95 W 3-2 A
1996-97 L 4-3 A
1998-99 L 5-2 A
1999-00 W 3-2 H
2001-02 L 4-0 H
2002-03 L 3-2 A
2003-04 W 5-4 H
2004-05 L 7-2 A
2005-06 W 4-2 H
2006-07 T 3-3 A
2009-10 L 3-0 N

MIT

First Game: 1929-30
Overall Series: 2-1-0
In Canton: 2-0-0
At Appleton: 0-0-0
At MIT: 0-1-0
Neutral: 0-0-0
Post Season: 0-0-0
1929-30 L 4-3 A
1939-40 L 6-2 A, W 5-4 H
1940-41 L 3-1 H

MASSACHUSETTS STATE

First Game: 1938-39
Overall Series: 0-1-0
In Canton: 0-1-0
At Appleton: 0-0-0
At Mass. State: 0-0-0
Neutral: 0-0-0
Post Season: 0-0-0
1938-39 L 5-3 H

MCGILL

First Game: 1952-53
Overall Series: 5-3-0
In Canton: 4-3-0
At Appleton: 4-3-0
At McGill: 0-0-0
Neutral: 1-0-0
Post Season: 0-0-0
1952-53 L 4-0 H
1954-55 L 6-4 H
1956-57 L 7-3 H
1961-62 W 6-3 H
1962-63 W 6-0 H
1970-71 W 7-2 H
1984-85 W 5-4 N
1988-89 W 7-3 H

McMASTER

First Game: 1964-65
Overall Series: 4-1-0
In Canton: 4-1-0
At Appleton: 4-1-0
At McMaster.: 0-0-0
Neutral: 0-0-0
Post Season: 0-0-0
1964-65 W 3-2, H, W 4-3 H
1965-66 W 4-0 H
1971-72 W 6-5 H
1974-75 L 5-4 H

MERCYHURST

First Game: 2003-04
Overall Series: 1-0-0
In Canton: 1-0-0
At Appleton: 1-0-0
At Mercyhurst.: 0-0-0
Neutral: 0-0-0
Post Season: 0-0-0
2003-04 W 5-2 H

MERRIMACK

First Game: 1966-67
Overall Series: 14-1-1
In Canton: 10-0-0
At Appleton: 10-0-0
At Merrimack.: 3-1-0
Neutral: 1-0-1
Post Season: 0-0-0
1966-67 W 10-1 H
1967-68 W 7-4 H
1968-69 W 6-3 H
1969-70 W 5-4 H
1970-71 W 7-2 H
1976-77 W 6-4 H, W 5-3 H
1979-80 W 9-6 N
1986-87 L 3-2 A
1987-88 W 7-2 H
1988-89 W 6-3 A
1998-99 W 4-1 A, W 6-3 A
1999-00 W 5-3 H, W 3-1 H
2011-12 T 6-6 N

All Time Series Records

MIAMI (OHIO)

First Game: 1994-95
Overall Series: 6-6-1
In Canton: 3-1-0
At Appleton: 3-1-0
At Miami: 2-5-1
Neutral: 1-1-0
Post Season: 0-0-0
1994-95 W 5-1 H
1996-97 L 4-2 H
1997-98 L 2-1 A, L 6-5 A
1998-99 L 4-3 N
2003-03 L 5-2 A, W 5-3 A
2003-04 W 3-1 N
2004-05 W 6-4 H, W 4-3 H
2005-06 T 1-1 A
2014-15 W 5-4 A, L 2-1 OT A

MICHIGAN

First Game: 1951-52
Overall Series: 2-13-1
In Canton: 3-0-1
At Appleton: 3-0-1
At Michigan: 0-7-0
Neutral: 0-4-0
Post Season: 0-3-0
1951-52 L 9-3 N^
1952-53 L 5-1 A
1955-56 L 2-1 N^
1958-59 T 4-4 H, W 7-3 H
1959-60 L 6-0 H, W 6-5 H
1961-62 L 5-1 N^
1997-98 L 3-2 N
2000-01 L, 5-1 A, L 6-2 A
2004-05 L 5-2 A
2008-09 L 4-3 A, L 5-3 A
2011-12 L 10-3 A

MICHIGAN STATE

First Game: 1952-53
Overall Series: 5-12-0
In Canton: 4-10-0
At Appleton: 4-10-0
At MSU: 1-2-0
Neutral: 0-0-0
Post Season: 0-0-0
1952-53 L 3-2 A
1953-54 W, 5-3 H, L 3-1 H
1954-55 L 5-4 H
1955-56 L 2-0 H
1960-61 L 8-5 H, W 6-2 H
1961-62 L 6-5 H, L 8-4 H
1965-66 W 5-3 H, L 6-3 H
1967-68 L 7-4, H, L 3-2 H
1968-69 L 5-1 H, W 3-0 H
2004-05 W 3-1 A
2006-07 L 5-3 A

MICHIGAN TECH

First Game: 1959-60
Overall Series: 3-7-2
In Canton: 2-2-1
At Appleton: 1-1-1
At MTU: 1-2-1
Neutral: 0-3-0
Post Season: 0-0-0
1959-60 L 13-3 N^
1961-62 L 6-1 N^
1966-67 W 4-1 H
1997-98 L 6-5 N
2001-02 L 3-2 A, L 4-1 A
2002-03 L 7-1 H, T 4-4 H
2010-11 T 4-4 A, W 6-0 A
2011-12 W 3-2 H, L 3-1 H

MIDDLEBURY

First Game: 1928-29
Overall Series: 22-5-0
In Canton: 11-1-0
At Appleton: 11-1-0
At Middlebury: 11-4-0
Neutral: 0-0-0
Post Season: 0-0-0
1928-29 L 1-0 A
1948-49 W 10-5 A
1949-50 W 9-4 A
1950-51 L 3-1 H, L 3-2 A
1951-52 W 6-2 H, W 5-3 A
1952-53 W 3-2 H
1953-54 W 8-3 H
1954-55 W 10-1 H, W 5-1 A
1955-56 W 10-2 H, W 5-1 A
1956-57 W 9-2 H, W 10-2 A
1957-58 L 5-4 A
1958-59 W 11-4 H
1959-60 L 9-6 A
1961-62 W 13-2 H
1962-63 W 5-2 A
1965-66 W 4-1 A
1966-67 W 7-1 H
1967-68 W 6-2 A
1968-69 W 6-1 H
1969-70 L 8-4 A
1970-71 W 12-1 H
1971-72 W 4-2 A
1973-74 W 6-1 A

MINNESOTA

First Game: 1966-67
Overall Series: 2-2-0
In Canton: 0-0-0
At Appleton: 0-0-0
At Minnesota: 1-0-0
Neutral: 1-2-0
Post Season: 1-0-0
1966-67 L 11-3 N
1987-88 W 3-2 N^
1989-90 L 5-3 N
1998-99 W 6-4 A

MINNESOTA-DULUTH

First Game: 1979-80
Overall Series: 1-2-0
In Canton: 0-0-0
At Appleton: 0-0-0
At UMD: 1-1-0
Neutral: 0-1-0
Post Season: 0-0-0
1979-80 L 5-2 N
1993-94 L 2-1 A, W 8-4 A

MINNESOTA STATE

First Game: 2010-11
Overall Series: 1-1-2
In Canton: 1-1-0
At Appleton: 1-1-0
At Mn. State: 0-0-2
Neutral: 0-0-0
Post Season: 0-0-0
2010-11 T 5-5 A, T 1-1 A
2011-12 W 4-3 H, L 3-1 H

MONTREAL

First Game: 1955-56
Overall Series: 3-3-1
In Canton: 3-3-1
At Appleton: 3-3-1
At Montreal: 0-0-0
Neutral: 0-0-0
Post Season: 0-0-0
1955-56 W 2-1 H
1956-57 L 5-2 H
1957-58 T 3-3 H
1958-59 L 5-4 H
1959-60 L 3-2 H, W 7-5 H
1962-63 W 8-1 H

NEBRASKA-OMAHA

First Game: 2009-10
Overall Series: 0-0-1
In Canton: 0-0-0
At Appleton: 0-0-0
At UNO: 0-0-0
Neutral: 0-0-1
Post Season: 0-0-0
2009-10 T 2-2 N

NEW HAMPSHIRE

First Game: 1963-64
Overall Series: 15-32-1
In Canton: 8-14-0
At Appleton: 8-14-0
At UNH: 6-16-1
Neutral: 1-2-0
Post Season: 0-1-0
1963-64 L 5-4 H
1966-67 W 3-0 H
1967-68 W 5-1 A
1968-69 L 5-4 H
1969-70 L 7-3 A
1970-71 L 4-3 N, L 10-9 H
1971-72 L 5-2 A
1972-73 W 6-3 H
1973-74 W 5-4 A
1974-75 L 7-3 A, L 4-3 H
1975-76 L 6-3 A, L 6-2 H
1976-77 L 9-8 H, L 14-5 A
1977-78 L 8-4 A, L 9-6 H
1978-79 L 9-1 A, L 5-2 H
1979-80 L 5-4 A, W 4-0 H
1980-81 W 6-0 N, W 6-3 A, W 6-1 H
1981-82 W 7-1 H
1982-83 L 6-2 H, L 5-2 N^
1983-84 L 5-4 H
1989-90 T 4-4 A
1990-91 L 4-2 H
1991-92 L 6-1 A
1992-93 W 4-3 H
1993-94 L 3-1 A
1994-95 L 4-1 H
1996-97 L 7-2 A
1998-99 L 4-2 A
1999-00 L 3-1 H
2001-02 L 5-4 H
2002-03 W 4-2 A
2003-04 W 3-2 H
2004-05 L 4-2 A, L 6-3 A
2005-06 L 4-3 H
2006-07 L 2-0 A
2007-08 W 6-5 A
2008-09 W 4-1 H
2010-11 W 2-1 A

NIAGARA

First Game: 1998-99
Overall Series: 5-3-1
In Canton: 1-1-0
At Appleton: 1-1-0
At Niagara: 4-1-1
Neutral: 0-1-0
Post Season: 0-0-0
1998-99 L 7-0 N
1999-00 W 2-1 A
2006-07 L 4-3 H
2007-08 T 4-4 A
2008-09 W 5-1 A
2009-10 W 4-3 H, W 7-2 A, L 4-3 A
2014-15 W 10-2 A

NORTHERN MICHIGAN

First Game: 1977-78
Overall Series: 0-2-0
In Canton: 0-0-0
At Appleton: 0-0-0
At NMU: 0-2-0
Neutral: 0-0-0
Post Season: 0-0-0
1977-78 L 4-2 A, L 6-5 A

All Time Series Records

NORTHEASTERN

First Game: 1951-52
Overall Series: 12-16-3
In Canton: 4-6-1
At Appleton: 3-5-1
At Northeastern: 4-9-2
Neutral: 4-1-0
Post Season: 0-1-0

1951-52 W 6-3 H
1964-65 L 6-1 N
1965-66 W 7-3 N
1971-72 L 5-4 A
1972-73 L 5-4 H
1973-74 W 6-5 A
1974-75 T 1-1 H
1975-76 W 8-3 A
1976-77 L 3-2 H
1977-78 L 8-5 A
1978-79 L 3-1 H
1979-80 W 4-3 A
1980-81 L 7-5 H
1981-82 T 2-2 A, L 5-3 A*
1982-83 W 6-4 H
1983-84 L 9-8 A
1989-90 L 0-3 A
1990-91 W 9-2 H
1991-92 W 10-2 A, W 4-1 N
1992-93 W 9-2 H
1994-95 L 6-1 A
1995-96 W 5-1 N
1996-97 W 6-5 N
2000-01 L 4-3 A, W 4-3 N
2001-02 L 4-1 A
2002-03 L 2-1 H
2012-13 W 5-2 A
2013-14 L 6-3 H, W 6-4 H
2014-15: T 3-3 A, L 4-2 A

NORTH DAKOTA

First Game: 1958-59
Overall Series: 2-11-0
In Canton: 0-2-0
At Appleton: 0-2-0
At UND: 1-7-0
Neutral: 1-2-0
Post Season: 0-3-0

1958-59 L 4-3 N^
1979-80 L 5-3 A, L 7-0 A
1981-82 W 7-5 N
1986-87 L 3-1 A^, L 6-3 A^
2000-01 L 6-1 A, L 4-2 A
2001-02 L 2-1 H, L 5-2 H
2006-07 L 4-2 N
2013-14 W 5-2 A, L 3-2 A

NOTRE DAME

First Game: 1971-72
Overall Series: 1-2-0
In Canton: 0-0-0
At Appleton: 0-0-0
At Notre Dame: 0-0-0
Neutral: 1-2-0
Post Season: 0-0-0

1971-72 L 4-2 N
1972-73 L 8-5 N
2000-01 W 6-3 N

NORWICH

First Game: 1940-41
Overall Series: 2-0-0
In Canton: 2-0-0
At Appleton: 1-0-0
At Norwich: 0-0-0
Neutral: 0-0-0
Post Season: 0-0-0

1940-41 W, 5-1 H
1953-54 W 10-3 H

OHIO STATE

First Game: 1973-74
Overall Series: 2 5-0
In Canton: 0-0-0
At Appleton: 0-1-0
At Ohio State: 1-3-0
Neutral: 1-1-0
Post Season: 0-0-0

1973-74 L 6-5 N
1978-79 L 6-4 A, L 11-3 A
1984-85 L 8-4 N
1996-97 W, 7-6 N
2007-08 L 3-2 A, W 5-4 A

OSWEGO

First Game: 1966-67
Overall Series: 4-0-0
In Canton: 3-0-0
At Appleton: 3-0-0
At Oswego: 0-0-0
Neutral: 1-0-0
Post Season: 0-0-0

1966-67: W 8-1 H
1973-74 W 9-0 H
1978-79 W 9-2 H
1983-84 W 5-3 N

OTTAWA

First Game: 1960-61
Overall Series: 7-1-2
In Canton: 7-1-1
At Appleton: 7-1-1
At Ottawa: 0-0-1
Neutral: 0-0-0
Post Season: 0-0-0

1960-61 W 9-3 H
1961-62 W 5-1 H
1962-63 W 7-4 H
1963-64 T 3-3 H
1964-65 W 4-0 H
1965-66 W 12-3 H
1966-67 W 10-3 H
1976-77 L 4-3 H
1985-86 W 5-4 H
1991-92 T 5-5 A

PAUL SMITH'S

First Game: 1947-48
Overall Series: 1-0-0
In Canton: 1-0-0
At Appleton: 0-0-0
At Paul Smith's: 0-0-0
Neutral: 0-0-0
Post Season: 0-0-0

1947-48 W 15-0 H

PENNSYLVANIA

First Game: 1968-69
Overall Series: 4-4-1
In Canton: 3-2-0
At Appleton: 3-2-0
At Penn: 1-2-1
Neutral: 0-0-0
Post Season: 0-0-0

1968-69 W 8-1 H
1970-71 W 7-6 H
1971-72 L 5-3 A
1972-73 L 4-3 H
1973-74 L 5-3 A
1974-75 L 6-3 H
1975-76 T 6-6 A
1976-77 W 6-4 H
1977-78 W 7-4 A

PLATTSBURGH

First Game: 1981-82
Overall Series: 5-0-1
In Canton: 4-0-1
At Appleton: 4-0-1
At Plattsburgh: 1-0-0
Neutral: 0-0-0
Post Season: 0-0-0

1981-82 W 7-3 H
1982-83 T 4-4 H
1983-84 W 7-2 A
1984-85 W 4-2 H
1985-86 W 6-5 A
1986-87 W 9-6 H

PRINCETON

First Game: 1947-48
Overall Series: 66-17-7
In Canton: 31-6-3
At Appleton: 31-6-3
At Princeton: 33-11-3
Neutral: 2-0-1
Post Season: 7-1-0

1947-48 W 6-3 A
1949-50 W 6-3 A
1951-52 W 6-5 A
1953-54 W 6-3 A
1954-55 W 5-2 A
1956-57 W 7-1 A
1958-59 W 8-1 A
1959-60 W 7-5 H
1960-61 W 11-2 A
1962-62 W 5-1 H
1962-63 W 3-1 A
1963-64 W 8-3 H
1964-65 L 5-2 A

Princeton...continued

1967-68 W 8-4 H
1968-69 W 7-5 A
1969-70 W 3-1 H
1970-71 W 6-4 A
1972-73 W 7-3 N
1973-74 L 5-3 A
1977-78 L 4-1 A
1978-79 T 2-2 N, W 8-7 H
1979-80 L 6-3 A
1980-81 W 5-2 H
1981-82 W 4-3 A
1982-83 W 6-3 H
1983-84 W 7-2 N, W 6-2 A
1984-85 W 6-5 A, W 3-1 H
1985-86 W 5-3 H, W 6-2 A
1986-87 L 7-2 A, W 5-3 H
1987-88 W 5-3 H, W 6-2 A,
W 5-1 H* W 10-1 H*
1988-89 W 4-2 A, W 3-2 H
1989-90 L 6-5 H, W 2-1 A
1990-91 W 6-3 A, W 5-4 H
1991-92 W 9-4 H, L 5-1 A, W 6-3 H*
1992-93 W 6-2 A, W 6-4 H
1993-94 W 7-1 A, L 4-2 H
1994-95 W 6-4 H, L 5-2 A
1995-96 W 6-4 A, L 4-3 H
1996-97 L 4-3 H, T 3-3 A
1997-98 T 2-2 A, T 4-4 H
1998-99 L 2-0 H, W 4-1 A
1999-00 W 3-1 A, W 5-1 H
2000-01 T 4-4 A, L 6-5 H
2001-02 W 5-1 H, L 5-2 A
2002-03 W 5-2 A, W 9-4 H
2003-04 T 5-5 A, W 5-0 H
2004-05 W 6-4 A, T 4-4 H
W 7-0 H* W 4-2 H*
2005-06 W 3-2 H, L 4-3 A
2006-07 W 5-4 H, L 5-1 A
2007-08 W 4-3 A, W 3-2 H
2008-09 L 2-1 H, W 3-1 A
2009-10 W 5-2 A, T 2-2 H
2010-11 L 5-1 A, L 5-3 H
L 4-1 A* W, 3-2 A* W 2-1 A*
2011-12 W 3-2 A, W 4-1 H
2012-13 T 3-3 H, W 3-2 A
2013-14 W 7-1 A, W 5-0 H
2014-15 W 3-0 H, T 1-1 A

All Time Series Records

PROVIDENCE

First Game: 1954-55
Overall Series: 23-23-0
In Canton: 15-7-0
At Appleton: 15-7-0
At Providence: 8-13-0
Neutral: 0-3-0
Post Season: 1-2-0

1954-55 W 13-3 H
 1955-56 W 15-2 H
 1956-57 W 8-2 H
 1957-58 L 6-4 A, W 7-2 H
 1958-59 L 7-6 A
 1959-60 W 6-3 H
 1960-61 W 10-3 A
 1961-62 L 7-3 H
 1962-63 W 5-3 A, W 2-1 H*
 1963-64 L 3-2 H, L 3-1 N*
 1964-65 L 5-2 A
 1965-66 W 6-3 H
 1966-67 W 5-4 A
 1967-68 W 7-2 H
 1968-69 W 4-3 A
 1969-70 W 5-2 H
 1970-71 L 8-4 A
 1971-72 W 8-3 H
 1972-73 W 9-7 A
 1973-74 L 7-4 H
 1974-75 L 9-3 A
 1975-76 L 7-3 H
 1976-77 L 8-5 A
 1977-78 W 5-4 H
 1978-79 L 6-4 A
 1979-80 L 9-4 N, L 6-0 A
 1980-81 L 7-2 H
 1981-82 L 4-2 A
 1982-83 W 9-4 H, L 1-0 N*
 1983-84 L 8-4 A
 1988-89 W 4-1 A
 1990-91 L 4-2 H
 1992-93 L 4-1 A, W 6-5 A
 1993-94 L 4-0 H
 1995-96 W 5-3 H
 2001-02 W 4-3 A
 2002-03 L 4-2 H
 2005-06 W 5-3 H
 2006-07 L 4-2 A
 2007-08 W 4-1 H

QUEBEC TROIS RIVIERE

First Game: 1986-87
Overall Series: 1-1-0
In Canton: 1-0-0
At Appleton: 1-0-0
At QTR: 0-0-0
Neutral: 0-1-0
Post Season: 0-0-0

1986-87 W 8-2 H
 1991-92 L 6-5 N

QUEEN'S

First Game: 1951-52
Overall Series: 21-2-0
In Canton: 19-2-0
At Appleton: 19-2-0
At Queen's: 1-0-0
Neutral: 1-0-0
Post Season: 2-1-0

1951-52 W 9-4 H
 1952-53 W 10-1 H
 1953-54 W 5-2 H
 1954-55 W 3-2 H
 1955-56 W 5-2 H
 1956-57 W 6-4 H
 1957-58 W 7-1 H
 1958-59 W 4-3 H
 1959-60 W 9-6 H
 1961-62 W 8-5 H
 1962-63 W 4-0 H
 1963-64 W 7-2 H
 1969-70 W 11-2 H
 1970-71 L 9-5 H
 1973-74 L 7-5 H
 1974-75 W 6-5 H
 1975-76 W 7-6 H
 1976-77 W 8-3 H
 1977-78 W 1-0 H (forfeit)
 1979-80 W 3-2 H
 1980-81 W 7-3 A
 1981-82 W 9-4 N
 1982-83 W 6-3 H

QUINNIPIAC

First Game: 2000-01
Overall Series: 12-9-2
In Canton: 6-5-1
At Appleton: 6-5-1
At Quinnipiac: 6-3-1
Neutral: 0-1-0
Post Season: 2-1-0

2000-01 T 1-1 H
 2005-06 W, 6-5 H, L 3-1 A
 2006-07 W 3-2 H, W 4-1 A, L 4-0 N*
 2007-08 T 2-2 A, W 4-1 H
 2008-09 L 5-2 H, W 4-3 A
 W 5-3, H*, W 5-3 H*
 2009-10 L 6-2 A, L 5-0 H
 2010-11 W 6-4 A, T 2-2 H
 2011-12 W 1-0 A OT, W, 4-3 H
 2012-13 L 6-2 H, W 2-1 A
 2013-14 W 3-2 A, L 8-0 H
 2014-15 L 3-2 OT H, L 2-1 A

RENSELAER

First Game: 1950-51
Overall Series: 79-54-6
In Canton: 46-19-2
At Appleton: 46-19-2
At RPI: 27-35-4
Neutral: 6-1-0
Post Season: 7-0-0

1950-51 W 7-2 A
 1951-52 L 4-3 A, W 9-1 H
 1952-53 L 3-2 A, L 7-4 H
 1953-54 W 5-4 H, L 4-2 A
 1954-55 W 3-2 H, W 6-4 A
 1955-56 W 3-1 A, W 6-4 H
 1956-57 L 3-2 H, L 6-5 A
 1957-58 W 7-5 H, L 5-2 A
 1958-59 W 7-4 A, W 5-1 H
 1959-60 W 5-3 H, W 6-3 A
 1960-61 W 5-4 A, W 4-3 H, W 6-3 N*
 1961-62 W 7-4 H, L 7-5 A
 1962-63 W 3-1 H, W 5-1 A
 1963-64 L 1-0 A, W, 5-2 H, W 3-1 N*
 1964-65 T 5-5 H, L 6-5 A
 1965-66 W 4-0 A, W 13-0 H
 1966-67 W 12-4 H, W 6-5 A
 1967-68 W 6-1 A, W 6-2 H
 1968-69 T 5-5 H, L 5-2 A
 1969-70 L 6-2 A, W 7-4 H
 1970-71 W 6-3 H, W 3-0 A
 1971-72 T 3-3 A, L 5-3 H
 1972-73 L 4-2 H, W 11-2 H, L 3-2 A
 1973-74 L 7-1 A, W 6-3 H
 1974-75 W 5-0 H, L 6-0 A
 1975-76 W 6-3 H, L 5-2 A
 1976-77 L 7-4 H, L 9-8 A
 1977-78 L 4-2 H, L 4-1 H, L 8-4 A
 1978-79 W 5-2 A, W 6-5 H, L 5-2 A
 1979-80 L 6-2 H, L 2-1 A
 1980-81 L 4-1 A, L 9-5 H
 1981-82 W 4-2 N, L 2-0 A, W 5-1 H
 1982-83 L 8-1 A, W 5-4 H
 1983-84 L 6-5 N, L 10-2 A, L 5-4 H
 1984-85 W 5-3 A, L 7-4 H
 1985-86 L 4-3 H, W 3-0 A
 1986-87 W 7-2 A, W 4-1 H
 1987-88 W 9-5 H, W 6-1 A
 1988-89 W 5-4 A, W 5-4 H
 1989-90 L 11-2 H, W 5-4 A
 1990-91 W 5-3 A, W 6-3 H
 1991-92 W 8-4 H, W 4-1 A, L 4-3 A
 W 6-5 N*
 1992-93 L 3-1 A, L 6-2 H
 1993-94 W 3-2 H, W 6-5 A
 1994-95 L 7-5 A, W 3-1 H
 1995-96 W 2-1 H, T 5-5 A
 1996-97 L 6-3 A, L 7-2 H
 1997-98 W 1-0 H, L 7-4 A
 1998-99 W 5-4 A, W 4-3 H, W 6-3 N*
 1999-00 W 2-1 H, W 5-1 A, W 2-0 N*
 2000-01 L 6-4 A, W 4-3 H
 2001-02 W 5-2 H, L 3-2 A
 2002-03 L 2-1 A, W 4-2 H
 2003-04 W 4-0 H, W 3-2 A
 2004-05 W 3-2 A, L 3-2 H
 2005-06 W 3-2 H, W 4-3 A
 2006-07 T 3-3 A, W 6-3 H
 2007-08 L 6-3 H, L 4-2 A
 2008-09 L 7-6 H, W 2-0 A

Rensselaer continued....

2009-10 W 2-1 H, T 3-3 A
 2010-11 L 5-3 A, W 5-3 H
 2011-12 W, 2-0 H, L 4-0 A
 2012-13 L 3-2 OT H, L 5-1 A
 2013-14 L 4-3 H, W 4-0 A
 2014-15 W 3-1 H, L 4-2 A, W 1-0 H*
 W 5-1 H*

ROCHESTER INST. TECH.

First Game: 1982-83
Overall Series: 9-5-0
In Canton: 6-1-0
At Appleton: 6-1-0
At RIT: 2-3-0
Neutral: 1-1-0
Post Season: 0-0-0

1982-83 W 5-3 H
 1983-84 W 7-4 H
 1987-88 W 5-3 H
 2005-06 L 3-2 A, W 6-3 A
 2006-07 W 4-3 H
 2008-09 W 2-1 N
 2009-10 W 3-1 H
 2011-12 L 6-5 OT N
 2012-13 L, 4-3 H, W 4-3 H
 2013-14 W 5-3 A, L 6-4 A
 2014-15 L 5-2 A

ROYAL MILITARY COLLEGE

First Game: 1951-52
Overall Series: 1-0-0
In Canton: 1-0-0
At Appleton: 1-0-0
At RMC 0-0-0
Neutral: 0-0-0
Post Season: 0-0-0

1951-52 W 12-5 H

ST. CLOUD STATE

First Game: 1987-88
Overall Series: 3-2-1
In Canton: 3-0-0
At Appleton: 3-0-0
At St. Cloud: 0-3-0
Neutral: 0-0-1
Post Season: 0-0-0

1987-88 W 7-5 H
 1995-96 W 5-3 H, W 3-1 H
 1996-97 L 4-2 A, L 5-2 A
 2004-05 T 1-1 N

ST. LOUIS UNIVERSITY

First Game: 1972-73
Overall Series: 0-4-0
In Canton: 0-2-0
At Appleton: 0-2-0
At St. Louis: 0-2-0
Neutral: 0-0-0
Post Season: 0-0-0

1972-73 L 6-4 H
 1973-74 L 7-4 A, L 8-4 A
 1974-75 L 3-1 H

All Time Series Records

ST. MICHAEL'S

First Game: 1940-41
Overall Series: 1-0-0
In Canton: 1-0-0
At Appleton: 0-0-0
At St. Michael's: 0-0-0
Neutral: 0-0-0
Post Season: 0-0-0
 1940-41 W 7-4 H

ST. PATRICKS

First Game: 1951-52
Overall Series: 1-0-0
In Canton: 1-0-0
At Appleton: 1-0-0
At St. Patricks: 0-0-0
Neutral: 0-0-0
Post Season: 0-0-0
 1951-52 W 16-1 H

ST. THOMAS

First Game: 1997-98
Overall Series: 1-0-0
In Canton: 0-0-0
At Appleton: 0-0-0
At St. Thomas: 0-0-0
Neutral: 1-0-0
Post Season: 0-0-0
 1997-98 W 8-6 N

SACRED HEART

First Game: 2009-10
Overall Series: 2-0-1
In Canton: 1-0-1
At Appleton: 1-0-1
At Sacred Heart: 1-0-0
Neutral: 0-0-0
Post Season: 0-0-0
 2009-10 W 6-3 H, T 3-3 H
 2010-11 W 5-2 A

SALEM STATE

First Game: 1988-89
Overall Series: 1-0-0
In Canton: 0-0-0
At Appleton: 0-0-0
At Salem State: 1-0-0
Neutral: 0-0-0
Post Season: 0-0-0
 1988-89 W 5-3 A

SASKATCHEWAN

First Game: 1994-95
Overall Series: 1-0-0
In Canton: 0-0-0
At Appleton: 0-0-0
At Saskatchewan: 1-0-0
Neutral: 0-0-0
Post Season: 0-0-0
 1994-95 W 2-1 A

SIR GEORGE WILLIAMS

First Game: 1955-56
Overall Series: 0-4-0
In Canton: 0-2-0
At Appleton: 0-2-0
At St. Louis: 0-2-0
Neutral: 0-0-0
Post Season: 0-0-0
 1955-56 W 11-0 H
 1960-61 W 14-1 H
 1971-72 W 4-3 H

SYRACUSE

First Game: 1926-27
Overall Series: 2-1-0
In Canton: 2-0-0
At Appleton: 0-0-0
At Syracuse: 0-1-0
Neutral: 0-0-0
Post Season: 0-0-0
 1926-27 L 3-2 A; W 4-1 H
 1928-29 W 7-1 H

TORONTO

First Game: 1950-51
Overall Series: 9-5-1
In Canton: 7-5-1
At Appleton: 7-5-1
At Toronto: 1-0-0
Neutral: 1-0-0
Post Season: 0-0-0
 1950-51 W 4-3 H
 1951-52 W 4-2 H
 1952-53 L 3-2 H
 1953-54 W 3-0 H
 1954-55 T 3-3 H
 1956-57 L 7-1 H
 1957-58 W 4-3 H
 1959-60 L 3-1 H
 1968-69 L 8-3 H
 1969-70 L 4-1 H
 1984-85 W 8-7 H
 1986-87 W 6-3 H, W 7-4 H
 1987-88 W 4-1 N
 1988-89 W 6-5 A

UNION

First Game: 1928-29
Overall Series: 36-25-1
In Canton: 20-10-0
At Appleton: 19-10-0
At Union: 13-14-1
Neutral: 3-1-0
Post Season: 4-1-0
 1928-29 T 3-3 A
 1939-40 L 6-1 A, L 2-1 H
 1940-41 W 5-2 N, L 3-2 A
 1947-48 W 17-0 A
 1984-85 W 7-1 N
 1986-87 W 6-2 H
 1991-92 W 7-3 H, W 5-1 A
 1992-93 W 6-2 A, W 7-0 H
 1993-94 W 3-2 H, L 3-2 A
 1994-95 L 6-2 A, L 6-0 H

Union...continued

1995-96 W 6-3 H, W 6-5 A
 1996-97 W 4-3 A, L 2-1 H
 1997-98 W 7-0 H, W 5-2 A
 1998-99 W 4-0 A, W 8-2 H
 1999-00 W 6-3 H, W 2-1 A,
 W 8-4 H*, W 4-3 H*
 2000-01 W 5-2 A, W 6-0 H,
 W 6-3 H*, W 4-2 H*
 2001-02 L 4-3 H, W 1-0 A
 2002-03 L 3-2 A, L 4-3 H
 2003-04 L 4-3 H, L 3-2 A
 2004-05 L 6-5 A, W 7-3 H
 2005-06 W 6-2 H, W 3-0 A
 2006-07 W 3-2 A, W 5-2 H
 2007-08 W 4-0 N, L 3-1 H, L 3-1 A
 2008-09 W 5-2 H, W 2-0 A
 2009-10 L 4-3 H, L 4-2 A, L 3-1 N*
 2010-11 L 3-1 A, L 5-2 H
 2011-12 L 2-0 H, L 6-0 A
 2012-13 W 4-2 H, L 5-1 A
 2013-14 W 2-1 H, L 6-2 A
 2014-15 W 7-1 H, L 3-2 A

U.S. INTERNATIONAL

First Game: 1980-81
Overall Series: 3-0-0
In Canton: 3-0-0
At Appleton: 3-0-0
At U.S. International: 0-0-0
Neutral: 0-0-0
Post Season: 0-0-0
 1980-81 W 9-2 H
 1983-84 W 6-3 H, W 7-3 H

VERMONT

First Game: 1926-27
Overall Series: 47-39-3
In Canton: 28-18-1
At Appleton: 27-18-1
At UVM: 15-20-2
Neutral: 4-1-1
Post Season: 8-1-0
 1926-27 W 3-1 H
 1971-72 W 7-6 H, T 5-5 A
 1972-73 L 4-1 H W 4-3 N, W 8-5 H
 1973-74 L 6-3 A
 1974-75 L 7-5 N, L 5-1 A
 1975-76 W 8-4 H, W 5-3 H, L 9-3 A
 1976-77 L 7-4 H, L 5-2 A
 1977-78 W 6-3 A, L 6-3 H
 1978-79 L 3-2 H, L 5-4 A
 1979-80 L 3-2 H
 1980-81 W 6-1 H, T 2-2 A
 1981-82 L 8-4 A, W 11-4 H
 1982-83 W 6-5 A, W 9-0 H
 1983-84 L 5-4 A, W 7-1 H
 1984-85 W 4-0 A, W 3-2 N, W 6-1 H
 1985-86 L 4-3 H, W 3-1 A
 1986-87 W 5-4 A, W 10-2 H,
 W 9-1 H* W 3-1 H*
 1987-88 W 9-3 H, W 4-1 A,
 W 4-2 N*
 1988-89 W 4-2 A, W 3-2 H
 W 4-1 N*
 1989-90 W 4-0 H, L 3-2 A
 1990-91 W 1-0 A, L 5-4 H,
 W 8-2 H*, L 3-1 H* W 1-0 H*%
 %-10 min. mini-game

Vermont...continued

1991-92 W 6-5 H, T 1-1 A
 1992-93 L 4-3 A, W 6-3 H
 1993-94 L 4-2 H, L 7-3 A
 1994-95 W 8-5 A, W 5-4 H
 1995-96 W 3-2 H, L 6-3 A
 1996-97 L 3-2 A, L 3-2 H
 1997-98 W 3-2 A, L 5-2 H
 1998-99 W 6-0 A, T 3-3 H, W 9-2 H*
 W 4-1 H*
 2000-01 W 5-4 H, L 8-4 A
 2001-02 W 5-2 A, W 3-2 H
 2002-03 L 4-1 H, L 3-1 A
 2003-04 W 5-3 A, L 3-1 H
 2004-05 L 4-3 H, L 4-1 A
 2005-06 W 2-1 A
 2006-07 L 4-0 H
 2007-08 L 4-3 A
 2008-09 W 4-3 H, L 4-0 A
 2009-10 L 3-0 A
 2010-11 W 6-4 H
 2011-12 W 2-1 A
 2012-13 L 5-2 H
 2013-14 L 5-1 A, L 4-2 H
 2014-15 L 2-1 A, L 2-0 H

WATERLOO

First Game: 1975-76
Overall Series: 1-1-0
In Canton: 0-0-0
At Appleton: 0-0-0
At Waterloo: 0-0-0
Neutral: 1-1-0
Post Season: 0-0-0
 1975-76 L 5-4 N
 1994-95 W 9-3 N

WAYNE STATE

First Game: 1999-2000
Overall Series: 2-3-3
In Canton: 2-1-3
At Appleton: 2-1-3
At Wayne State: 1-2-0
Neutral: 1-0-0
Post Season: 0-0-0
 1999-00 W 3-2 N, W 5-3 H
 2002-03 L 4-1 A, L 3-2 A
 2003-04 T 4-4 H, T 1-1 H
 2006-07 W 4-0 A
 2007-08 L 3-2 H, T 2-2 H

WESTERN MICHIGAN

First Game: 1987-88
Overall Series: 5-5-1
In Canton: 2-1-1
At Appleton: 2-1-1
At Western Michigan: 2-2-0
Neutral: 1-2-0
Post Season: 0-0-0
 1987-88 L 7-6 A, W 2-1 A
 1988-89 W 9-5 H, W 7-2 H
 1993-94 L 6-3 N
 1995-96 L 5-2 N
 1996-87 W 5-3 N
 2010-11 L 3-1 H, T 3-3 H
 2012-13 W 4-3 OT A L 3-2 A

All Time Series Records

WESTERN ONTARIO

First Game: 1979-80
Overall Series: 1-1-0
In Canton: 0-1-0
At Appleton: 0-1-0
At Western Ontario: 0-0-0
Neutral: 1-0-0
Post Season: 0-0-0
1979-80 L 9-7 H
1980-81 W 4-3 N

WILLIAMS

First Game: 1940-41
Overall Series: 4-2-0
In Canton: 0-1-0
At Appleton: 0-0-0
At Williams: 3-1-0
Neutral: 1-0-0
Post Season: 0-0-0
1940-41 L 9-2 H
1947-48 W 5-3 A
1948-49 L 5-4 A
1949-50 W 6-5 N
1950-51 W 7-1 A
1951-52 W 20-2 A

WISCONSIN

First Game: 1977-78
Overall Series: 2-11-1
In Canton: 1-3-0
At Appleton: 1-3-0
At Wisconsin: 1-6-1
Neutral: 0-2-0
Post Season: 1-6-0
1977-78 L 5-3 A, L 3-2 A
1982-83 L 6-2 A^, L 7-1 A^
1987-88 W 7-0 H^, L 4-3 H^
1988-89 L 3-1 H^, L 4-2 H^
1990-91 L 3-0 N
1991-92 L 5-2 N^
1999-00 L 4-1 A, T 6-6 A
2005-06 L 3-2 A, W 2-1 A

YALE

First Game: 1951-52
Overall Series: 62-36-10
In Canton: 30-15-3
At Appleton: 30-15-3
At Yale: 30-19-7
Neutral: 2-2-0
Post Season: 7-7-2
1951-52 W 5-3 A, L 4-1 N+
1952-53 W 4-3 A
1953-54 W 6-4 H
1954-55 W 6-2 A
1955-56 W 8-2 H
1956-57 W 8-2 A
1957-58 W 7-1 H
1958-59 W 5-1 A
1959-60 W 5-3 H
1960-61 W 10-2 A
1961-62 W 10-2 H
1962-63 W 7-2 A
1964-65 W 4-3 A
1965-66 T 3-3 A
1966-67 W 6-5 N, L 5-2 H, W 4-2 H*
1967-68 W 6-0 A
1968-69 W 10-4 H
1969-70 W 3-2 A
1977-78 W 4-3 A
1978-79 L 5-3 H
1979-80 L 6-3 H
1980-81 W 3-2 A
1981-82 L 4-2 H
1982-83 W 5-3 A
1983-84 W 6-1 H
1984-85 L 3-2 A, L 3-2 H
1985-86 L 5-3 H, W 6-2 A, L 6-4 A*
L 9-4 A*
1986-97 L 3-2 A, W 6-3 H, W 7-0 N*
1987-88 W 6-1 H, W 5-3 A
1988-89 W 4-2 A, W 5-2 H,
W 2-1 H*, W 9-2 H*
1989-90 W 4-1 H, W 4-2 A
1990-91 L 9-5 A, W 5-1 H
1991-92 T 2-2 H, L 6-5 A
1992-93 L 2-1 A, T 8-8 H
1993-94 W 5-4 A, L 3-2 H
1994-95 L 4-3 H, W 4-0 A
1995-96 W 7-2 A, W 10-1 H
1996-97 W 7-3 H, T 4-4 A
1997-98 L 3-0 A, L 7-2 H, T 3-3 A*
T 3-3 A*, L 4-1 A*
1998-99 W 3-1 H, T 3-3 A
1999-00 W 2-0 A, W 6-2 H
2000-01 W 4-3 A, W 1-0 H
2001-02 L 2-1 H, W 4-3 A
2002-03 L 7-2 A, W 5-3 H
2003-04 L 4-3 A, L 5-4 H, W 4-3 A*
W 4-3 A*
2004-05 W 6-4 A, L 5-2 H
2005-06 W 7-5 A, W 3-0 H
2006-07 W 5-2 A, W 4-1 H
2007-08 L 3-2 H, L 4-3 A
2008-09 W 3-2 H, T 2-2 A, L 4-3 N*
2009-10 W 4-2 H, L 7-5 A
2010-11 L 4-1 A, W 3-2 H, W 4-3 A*
L 5-2 A* L, 4-0 A*
2011-12 T 3-3 H, W 4-3 A
2012-13 L 4-2 A, L 5-3 H, L 6-1 A
L 3-0 A
2013-14 T 3-3 A, L 4-2 H
2014-15 W 4-0 A, W 3-2 OT H

Saint All Time Player Listing

Scoring not listed unless full career statistics were available. Power Play, Short Handed and Game Winners not kept prior to 1980. All listed played in at least one varsity game.

Player (Yrs.)	Seasons	Gm	G	A	Pts	PP	SH	GW
Peter Abate (1)	1939-40	x	x	x	x	x	x	x
Kevin Ackley (4)	2001-06	64	0	1	1	0	0	0
Dave Adams (1)	1975-76	24	4	3	7	x	x	x
Harry Aikens (4)	1973-77	42	0	0	0	x	x	x
Lee Albert (3)	1990-93	98	38	46	84	12	4	6
Mike Allain (4)	1990-94	128	27	53	80	3	2	6
Shawn Allard (3)	1995-98	88	10	21	31	1	0	2
Denny Allen (2)	1973-75	30	7	3	10	x	x	x
Erik Anderson (4)	1997-01	140	46	102	148	18	2	10
Josh Anderson (4)	2001-04	138	20	30	50	9	0	4
Rollie Anderson (3)	1959-62	70	43	72	115	x	x	x
Bill Andes (4)	1946-50	x	x	x	x	x	x	x
Oliver Appleton (2)	1925-27	x	x	x	x	x	x	x
John Appleton (1)	1929-30	x	x	x	x	x	x	x
Mark Armstrong (4)	2008-11	120	13	12	25	1	0	1
Nelson Armstrong (2)	2011-13	42	0	8	8	0	0	0
Riley Austin (4)	2010-14	112	6	13	10	1	0	1
Jim Babcock (1)	1960-61	1	0	0	0	x	x	x
Charles Badone (3)	1955-58	12	3	2	5	x	x	x
Drew Bagnall (4)	2003-07	140	19	53	72	11	0	5
Gilles Baillargeon (3)	1952-55	46	9	8	17	x	x	x
Jamie Baker (4)	1985-90	114	54	84	138	28	0	6
Justin Baker (4)	2010-14	143	19	63	82	8	0	4
Jimmy Ball (2)	2001-03	33	3	3	6	0	0	0
Martyn Ball (4)	1985-90	135	37	46	83	6	0	6
Tom Bardis (1)	2006-07	12	2	2	4	0	0	0
Terrill Barnard (2)	1971-73	14	0	3	3	x	x	x
Stanley Barnes (3)	1939-41	x	x	x	x	x	x	x
Michael Barnett (1)	1968-69	8	1	0	1	x	x	x
Bill Bartlett (3)	1951-54	33	5	8	13	x	x	x
Russ Bartlett (2)	2000-02	71	22	43	65	13	0	6
Edward Baryluk (2)	1958-61	11	1	3	4	x	x	x
Raymond Batson (2)	1953-55	25	13	13	26	x	x	x
Michael Baum (2)	1972-74	17	1	3	4	x	x	x
<i>Gavin Bayreuther (2)</i>	<i>2013-15</i>	<i>75</i>	<i>15</i>	<i>38</i>	<i>43</i>	<i>9</i>	<i>0</i>	<i>4</i>
Ted Beattie (4)	1989-93	125	10	32	42	2	0	2
Wally Behan (2)	1951-53	17	2	0	2	x	x	x
Brian Beaubein (1)	1972-73	9	0	2	2	x	x	x
Brian Bennett (2)	1973-75	56	25	26	51	x	x	x
Peter Besio (1)	1973-74	2	0	1	1	x	x	x
Hal Bickford (1)	1966-67	11	1	1	2	x	x	x
Ray Bigelow (3)	1954-57	27	0	2	2	x	x	x
Jack Birnkammer (2)	1948-50	x	x	x	x	x	x	x
Cade Blackburn (4)	1991-95	94	11	16	27	2	1	3
Peter Blair (3)	1973-76	81	20	68	88	x	x	x
Ben Blais (1)	1998-99	3	0	1	1	0	0	0
Bill Blanchard (1)	1980-81	6	0	1	1	x	x	x
Al Bloomer (3)	1961-64	78	9	22	31	x	x	x
Aaron Bogosian (4)	2007-11	142	33	46	79	7	3	6
Brandon Bollig (2)	2008-10	78	13	25	38	3	0	1
Mark Bonneau (4)	1980-84	125	59	71	130	15	2	8
Bob Borab (4)	1946-50	x	x	x	x	x	x	x
Roland Bouvier (3)	1949-52	x	x	x	x	x	x	x

Saint Career 100 Point Scorers

Pete Lappin (1984-88)	187
Brian McFarlane (1951-55)	185
Greg Carey (2010-14)	185
Doug Crawford (1975-79)	183
Paul DiFrancesco (1994-98)	180
Burk Murphy (1992-96)	174
Terry Slater (1958-61)	167
Andy Pritchard (1987-91)	162
T.J. Trevelyan (2002-06)	154
Joe Day (1986-90)	153
Ron O'Brien (1953-57)	152
Erik Anderson (1997-01)	148
Kyle Flanagan (2009-13)	147
Joe McLean (1953-57)	145
Paul Castron (1981-85)	142
Ron Mason (1961-64)	141
Jamie Baker (1985-89)	138
Lee Fournier (1953-57)	136
Ray Shero (1980-85)	135
Dave Saunders (1983-87)	133
Mike Lappin (1990-92)*	131
Mark Bonneau (1980-84)	130
Tim Lappin (1984-88)	128
Daniel Laperriere (1988-92)	128
Alan MacCormack (1971-73)	127
Mike Gellard (1997-01)	124
Greg Carvel (1989-93)	123
John Zeiler (2002-06)	123
Ed Zifcak (1952-56)	122
Rich Peverley (2000-04)	117
Bob Prier (1995-98)	116
Rollie Anderson (1959-62)	115
Mike McKenzie (2006-10)	114
Kevin DeVergilio (2005-09)	113
Derek Ladouceur (1994-97)	112
George Goulakos (1977-81)	111
Doug Murray (1986-90)	110
Benoit Quesnel (1981-85)	110
Brock McBride (2005-09)	110
Alex Campbell (1968-71)	106
Gary Croteau (1965-68)	105
George Hughes (2009-13)	105
Brian Hind (1968-71)	104
Steve Rhodes (1980-84)	103
Al Fyfe (1997-01)	102
Martin Lacroix (1998-92)	101
Brian McColgan (1984-88)	100

*-had 54 points at in 2 seasons at BU for 185 career points overall.

Player (Yrs.)	Seasons	Gm	G	A	Pts	PP	SH	GW
Reginald Bowden (1)	1956-57	7	0	0	0	x	x	x
Ray Bowman (2)	1953-55	17	0	0	0	x	x	x
Rick Bowman (3)	1980-83	93	18	33	51	1	0	1
John Boylan (1)	1951-52	20	0	0	0	x	x	x
Jon Bracco (4)	1993-97	60	0	0	0	0	0	0
Bob Brackett (1)	1964-65	7	0	2	2	x	x	x
Fran Branchaud (3)	1956-59	45	22	29	51	x	x	x
Peter Brennan (1)	1969-70	16	3	5	8	x	x	x
Charles Bright (2)	1925-27	x	x	x	x	x	x	x
Adolph Brink (2)	1983-85	17	0	0	0	0	0	0
John Britt (2)	1968-70	49	1	10	11	x	x	x
Richie Broadbelt (3)	1960-63	59	0	0	0	x	x	x
Ken Brousseau (3)	1973-76	82	12	33	45	x	x	x
Buzz Brown (1)	1977-78	27	4	4	8	x	x	x
Gordon Brown (3)	1958-61	62	23	23	46	x	x	x
William Brown (3)	1955-58	60	37	23	60	x	x	x
Justin Bruckel (4)	2011-15	80	3	15	18	0	0	0
Pete Buckeridge (3)	1984-88	96	28	47	75	9	1	2
John Burger (2)	1938-40	x	x	x	x	x	x	x
Robert Burk (2)	1951-54	32	13	7	20	x	x	x
Dick Burkhart (2)	1942-43	x	x	x	x	x	x	x
Greg Burns (1)	1942-43	x	x	x	x	x	x	x
Mike Burns (2)	1979-81	31	4	6	11	x	x	x
Barney Burrall (1)	1963-64	3	0	0	0	x	x	x
Doug Bymark (4)	1977-81	122	37	47	84	x	x	x
Jeff Caister (2)	2008-10	79	8	19	27	4	1	0
Ted Caldwell (2)	1927-29	x	x	x	x	x	x	x
Bruce Cameron (3)	1968-71	48	9	29	38	x	x	x
Alex Campbell (2)	1968-70	50	32	35	67	x	x	x
Duncan Campbell (3)	1958-61	65	5	18	23	x	x	x
Kevin Campbell (3)	1973-77	69	16	28	44	x	x	x
Ted Card (2)	1956-58	17	4	7	11	x	x	x
Rick Carden (4)	2008-12	90	4	17	21	0	0	1
Greg Carey (4)	2010-14	152	84	101	185	36	0	13
Matt Carey (1)	2013-14	38	18	19	37	11	0	1
Jamie Carlin (1)	1984-85	3	0	0	0	0	0	0
Kent Carlson (2)	1981-83	64	18	37	55	7	2	4
Robin Carruthers (4)	1998-02	132	27	35	62	10	2	3
Greg Carvel (4)	1989-93	131	38	85	121	10	4	6
Bob Cashmore (1)	1942-43	x	x	x	x	x	x	x
Ryan Cassidy (4)	1993-97	122	30	55	85	11	0	4
Paul Castron (4)	1981-85	131	56	86	152	11	7	12
Murray Cawker (3)	1973-76	59	7	30	37	x	x	x
Scott Celentano (3)	1990-93	22	0	2	2	0	0	0
Scott Chamness (1)	1982-83	15	5	9	14	0	0	2
Peter Child (3)	2008-13	91	13	22	35	5	0	2
Blair Clarence (4)	1999-03	121	29	40	69	11	2	6
Dick Clark (3)	1926-29	x	x	x	x	x	x	x
Dale Clarke (4)	1996-00	142	11	42	53	5	1	4
Sean Coakley (4)	1997-01	29	0	0	0	0	0	0
Paul Cohen (4)	1985-89	78	0	2	2	0	0	0
Neil Coir (2)	1956-58	16	0	0	0	z	z	z
John Collins (2)	1989-91	4	1	0	1	0	0	0
Thomas Collucio (3)	1955-58	36	4	10	14	x	x	x
Chris Consorte (3)	1987-90	103	31	35	66	2	3	7
John Cook (1)	1942-43	x	x	x	x	x	x	x
Gary Corby (3)	1960-63	76	39	51	90	x	x	x
Jeremy Cormier (4)	2000-04	79	5	16	21	1	0	1
Richard Cottrill (2)	1939-41	x	x	x	x	x	x	x

Top Defenseman Scoring, Career

Dan Laperriere '92 4yrs. 131 gm. 22-106-128
George Hughes '13 4 yrs. 147 GM. 18-86-104
Brian McColgan '88 4 yrs. 113 gm. 31-69-100
Mike Hurlbut '89 4 yrs. 134 gm. 24-62-86
Pete McGeough '88 4 yrs. 127 gm. 19-65-84
Justin Baker '14 4 yrs. 143 gm. 19-63-82
Zach Miskovic '09 4 yrs. 154 gm 27-47-74
Pat Presley '59 3 yrs., 62 gm. 24-50-74
Justin Harney '00 4 yrs., 153 gm. 11-63-74
Drew Bagnall '07 4 yrs. 150 gm. 19-53-72
Rob White '90 4 yrs. 134 gm. 13-59-72
Mike McCourt '94, 4 yrs. 128 gm. 15-55-70
Randy Sexton '82 4 yrs. 125 gm. 15-54-69
Mark Leach '84 4 yrs. 127 gm. 15-54-69
Kevin Campbell 4 yrs. 97 gm. 22-46-68

Top Defenseman Scoring, Rookie Year

Gavin Bayreuther '17 2013-14 38 gm. 9-27-26
Shawn Rivers N93 1988-89 36 gm. 3-23-26
Pat Presley '59 1955-56 20 gm. 8-15-23
George Hughes '13 2010-11 41 gm. 5-18-23
Kent Carlson N85 1981-82 28 gm. 8-15-22
Ray Robertson '79 1975-76 27 gm. 7-15-22

Saint Career 50 Goal Scorers

Player (Yrs.)	Seasons	Gm	G	A	Pts	PP	SH	GW		
Alfie Coto (1)	1976-77	19	2	5	7	x	x	x		
Dale Cotton (1)	1974-75	29	1	1	2	x	x	x		
Dan Coughlin (3)	2005-09	25	0	1	1	0	0	0		
Gary Croteau (3)	1965-68	70	62	43	105	x	x	x		
Skip Cowles (1)	1925-26	x	x	x	x	x	x	x		Brian McFarlane (1951-55) 101
Bud Crutchley (3)	1942-48	x	x	x	x	x	x	x		Burke Murphy (1992-96) 99
Thomas Cullen (4)	1993-97	125	21	45	66	11	2	0		Pete Lappin (1984-88) 85
Jeremiah Cunningham (4)	2006-10	140	16	28	44	2	1	1		Greg Carey (2010-14) 84
Alex Curran (4)	2006-10	153	19	43	62	4	0	5		Andy Pritchard (1987-91) 80
<i>Alexander Dahl (2)</i>	<i>2013-15</i>	<i>62</i>	<i>7</i>	<i>10</i>	<i>17</i>	<i>0</i>	<i>0</i>	<i>2</i>		T.J. Trevelyan (2002-06) 78
Albert Dalbec (3)	1956-59	57	32	34	66	x	x	x		Terry Slater (1958-61) 75
Andre Dalbec (2)	1983-86	49	6	14	20	1	0	1		Joe McLean (1954-57) 72
Don D'Angelo (2)	1965-68	58	37	35	72	x	x	x		Joe Day (1986-80) 72
Charlie Daniels (4)	1998-02	127	23	25	48	9	0	3		Doug Crawford (1975-79) 71
Chris Dashney (4)	1992-96	101	1	12	13	0	0	0		Ron O'Brien (1954-57) 68
Alan Davis (3)	1967-70	62	24	33	57	x	x	x		Ron Mason (1961-64) 67
Joe Day (4)	1986-90	134	72	81	153	15	11	11		Paul DiFrancesco (1994-98) 62
Elmer DeBenedet (3)	1972-75	39	0	6	6	x	x	x		Gary Croteau (1965-60) 62
Gene DelVecchio (4)	1948-51	54	0	0	0	x	x	x		Bob Prier (1995-99) 60
Pat Dennehy (4)	1993-96	77	3	13	16	0	2	0		Ray Shero (1980-85) 58
Teddy Dent (4)	1988-92	89	13	22	35	6	0	4		Paul Castron (1981-85) 56
Bob dePinquertaine (3)	1974-77	35	6	2	8	x	x	x		Jamie Baker (1985-89) 54
Matt Desrosiers (4)	2005-09	145	19	58	77	8	1	1		Mike Lappin (1990-92) 52
Kevin Deveriglio (4)	2005-09	143	42	71	113	12	2	3		Brad MacDonald (1978-82) 51
Jordan Dewey (4)	2009-13	119	8	17	25	2	0	0		George Goulakos (1977-81) 51
James DeYoung (1)	1976-77	28	3	14	17	x	x	x		Tim Lappin (1984-88) 51
Matt Dickson (1)	1989-90	5	0	0	0	0	0	0		Alex Campbell (1968-71) 51
Joseph DiClementi (1)	1953-54	12	1	6	7	x	x	x		Dave Saunders (1983-87) 50
Brandon Dietrich (2)	1998-00	75	35	45	80	16	1	11		
Paul DiFrancesco (4)	1994-98	136	62	118	180	27	7	6		
Ray DiLauro (4)	1998-02	140	13	43	56	2	0	3		
Bill Dillabough (1)	1974-75	4	1	0	1	x	x	x		
Jeff Dillon (3)	1973-76	61	16	24	40	x	x	x		
Augie DiMarzo (1)	2008-09	9	1	4	5	1	0	0		
Patrick Doherty (4)	2011-15	148	32	33	65	6	6	7		
Glenn Doubleday (3)	1938-41	x	x	x	x	x	x	x		
Kevin Dougherty (4)	1975-79	111	22	43	65	x	x	x		
Dwight Dower (3)	1960-63	75	43	52	95	x	x	x		
Brian Doyle (2)	1962-64	46	10	9	19	x	x	x		
Jacob Drewiske (4)	2008-12	132	20	27	47	6	1	2		
Paul Duffy (3)	1964-67	59	10	24	34	x	x	x		
Dan Dupuis (2)	2001-03	24	2	4	6	1	0	0		
Matt Dyer (4)	2009-13	64	1	3	4	0	0	0		
<i>Mitch Eden (1)</i>	<i>2014-15</i>	<i>22</i>	<i>1</i>	<i>2</i>	<i>3</i>	<i>0</i>	<i>0</i>	<i>1</i>		
Vince Egan (3)	1962-65	73	2	14	16	x	x	x		
Tom Evangelista (2)	1981-83	32	6	3	9	0	0	1		
David Erickson (3)	1965-68	71	30	29	59	x	x	x		
Kyle Essery (4)	2010-14	152	23	16	39	5	2	6		
Pat Fallon (1)	1973-74	2	0	0	0	x	x	x		
Tom Faludi (3)	1973-76	83	35	58	93	x	x	x		
Shawn Fensel (4)	2005-09	147	14	45	59	10	0	1		
Ralph Ferris (3)	1964-67	68	30	41	61	x	x	x		
William Finch (3)	1925-28	x	x	x	x	x	x	x		
Walt Findeisen (1)	1950-51	x	x	x	x	x	x	x		
Colin FitzRandolph (4)	2001-05	111	6	18	24	1	1	1		
Kyle Flanagan (4)	2009-13	134	46	101	147	22	2	8		
Paul Flanagan (2)	1978-80	36	3	11	14	x	x	x		
Sean Flanagan (4)	2006-11	121	12	40	52	6	0	1		
Mike Flanigan (1)	1969-70	26	10	13	23	x	x	x		

Rookie Scoring Leaders

Ron O'Brien* '57 1954-55 25 gm. 27-31-58
 Neale Langill N58 1951-52 18 gm. 28-27-55
 Lee Fournier* '57 1954-55 25 gm. 20-31-51
 Terry Slater* '61 1958-59 22 gm. 21-29-50
 Joe McLean* '57 1954-55 23 gm. 22-24-46
 Rollie Anderson* '62 1959-60 22 gm. 14-28-42
 Al McCormack* '74 1971-72 25 gm. 16-25-41
 Brian McFarlane '55 1951-52 20 gm. 21-19-40
 Greg Carey '14 2010-11 40 gm. 23-17-40
 Brandon Dietrich N02 1998-99 39 gm 20-19-39
 Ron Mason* '63 1960-61 21 gm. 15-24-39
 Paul Castron '85, 1981-82 31 gm. 15-24-39
 Peter Blair* '76, 1973-74 28 gm. 10-28-38
 Matt Carey '17 2013-14 38 gm. 18-19-37
 Gavin Bayreuther^ '17 2013-14 38 gm. 9-27-36
 Paul DiFrancesco '98 1994-95 33 gm. 8-28-36

*-1st varsity season was sophomore year
 ^-defenseman

Player (Yrs.)	Seasons	Gm	G	A	Pts	PP	SH	GW
Tim Flanigan (2)	1982-84	3	0	0	0	0	0	0
Peter Fleming (3)	1969-72	75	12	20	32	x	x	x
Lee Fournier (3)	1954-57	68	49	87	156	x	x	x
Greg Francis (3)	1976-78	37	1	7	8	x	x	x
Carter Franz (1)	2012-13	3	0	0	0	0	0	0
Alan Fyfe (4)	1997-01	134	46	56	102	21	0	5
Matt Gallagher (1)	2002-03	10	0	1	1	0	0	0
Paul Gallagher (3)	1973-76	81	30	38	68	x	x	x
Dave Gannon (1)	1925-26	x	x	x	x	x	x	x
Edward Garbers (3)	1947-50	x	x	x	x	x	x	x
John Garey (3)	1938-41	x	x	x	x	x	x	x
"Doc" Garlock (1)	1925-26	x	x	x	x	x	x	x
Royal Garlock (4)	1925-29	x	x	x	x	x	x	x
Royal Garlock (2)	1953-55	57	1	5	6	x	x	x
Jeff Garvey (2)	1969-71	49	9	18	27	x	x	x
Glen Gaston (1)	1979-80	21	0	1	1	x	x	x
Paul Gaudet (2)	1958-60	37	10	21	31	x	x	x
Michael Gaul (1)	1990-91	31	1	3	4	0	0	0
Rick Gay (3)	1966-69	71	27	46	73	x	x	x
Robert Geddes (1)	1959-60	2	0	0	0	x	x	x
Mike Gellard (4)	1997-01	143	47	77	124	10	3	5
Matt Generous (4)	2005-09	139	18	38	56	4	0	2
Bren Genga (1)	1993-94	3	1	0	1	0	0	0
Thomas Gerard (4)	1946-50	42	38	64	102	x	x	x
Bill Gerrie (2)	1983-85	32	15	15	30	2	0	1
Mike Gerrie (2)	1983-85	48	20	33	53	7	3	2
Jim Giacini (3)	1989-93	71	9	8	17	0	1	0
Charlie Giffin (4)	2004-08	105	20	30	50	4	1	6
Brady Giroux (4)	1989-93	40	0	1	1	0	0	0
Ryan Glenn (4)	2000-04	145	18	38	56	5	1	2
Jim Golly (1)	1955-56	6	0	2	2	x	x	x
Mike Goldner (1)	1962-63	1	0	0	0	x	x	x
John Goodfellow (2)	1938-40	x	x	x	x	x	x	x
Bob Goodwin (4)	1977-81	19	0	0	0	x	x	x
Alex Gordon (4)	1994-98	37	5	2	7	0	0	1
George Goulakos (4)	1977-81	111	51	60	111	x	x	x
Nolan Gluchowski (1)	2014-15	29	4	12	16	2	0	0
Gerry Grace (1)	1940-41	x	x	x	x	x	x	x
Mike Graham (2)	2013-15	41	2	3	5	0	0	1
Scott Graham (3)	1972-75	68	33	36	69	x	x	x
Tom Green (3)	1942-48	x	x	x	x	x	x	x
David Griik (3)	2010-13	4	0	0	0	0	0	0
John Gummere (3)	1960-63	76	2	25	27	x	x	x
Chris Gunnarson (4)	1982-86	120	23	45	68	3	4	2
Herb Gunnison (2)	1931-41	x	x	x	x	x	x	x
Ed Gunthorpe (3)	1948-51	x	x	x	x	x	x	x
Derek Gustafson (1)	1999-00	24	0	1	1	0	0	0
Jordan Hack (4)	2004-08	80	12	14	26	2	0	1
Alex Hagen (3)	2012-14	84	5	10	15	2	0	0
Kevin Hagen (3)	1977-80	70	17	18	35	x	x	x
Jim Hakewell (4)	2001-05	128	8	11	19	2	0	2
Tim Hall (3)	2000-03	6	0	0	0	0	0	0
John Hallas (4)	2004-08	21	0	0	0	0	0	0
Jack Handley (1)	1942-43	x	x	x	x	x	x	x
Don Hanninen (2)	1971-73	45	7	11	17	x	x	x
Matt Hanson (1)	1996-97	1	0	0	0	0	0	0
Jake Harney (4)	1996-00	53	1	1	2	0	0	0
Justin Harney (4)	1996-00	143	11	63	74	6	0	3
Mark Harrington (1)	1981-82	7	0	2	2	0	0	0

Player (Yrs.)	Seasons	Gm	G	A	Pts	PP	SH	GW
Ron P. Harris (3)	1973-76	35	7	10	17	x	x	x
Ron W. Harris (3)	1970-73	44	4	6	10	x	x	x
Rick Hasse (3)	1973-76	74	21	16	37	x	x	x
<i>Kyle Hayton (1)</i>	<i>2014-15</i>	<i>36</i>	<i>0</i>	<i>0</i>	<i>0</i>	<i>0</i>	<i>0</i>	<i>0</i>
Jerry Healey (3)	1967-70	50	0	0	0	x	x	x
Dean Heberlig (2)	1963-65	28	2	6	8	x	x	x
Eric Heffler (4)	1995-99	79	0	2	2	0	0	0
John Henderson (3)	1967-70	63	10	22	32	x	x	x
Paul Henderson (3)	1967-70	53	3	17	20	x	x	x
Ron Henry (3)	1955-58	63	18	31	49	x	x	x
Peter Herms (2)	1956-58	15	0	4	4	x	x	x
Dick Hersey (2)	1962-64	7	0	0	0	x	x	x
Dana Hicks (3)	1957-60	45	5	6	11	x	x	x
Greg Higson (1)	1968-69	24	1	3	4	x	x	x
Trevor Hills (1)	2013-14	9	0	1	1	0	0	0
Brian Hind (3)	1968-71	74	47	57	104	x	x	x
Kirk Hobart (1)	1942-43	x	x	x	x	x	x	x
Adam Hogg (4)	2002-06	145	18	20	38	1	3	4
Dan Holland (1)	1975-76	10	0	0	0	x	x	x
<i>Christian Horn (1)</i>	<i>2014-15</i>	<i>32</i>	<i>7</i>	<i>6</i>	<i>13</i>	<i>2</i>	<i>0</i>	<i>1</i>
Alan Howes (3)	1969-72	61	0	0	0	0	0	0
<i>Woody Hudson (2)</i>	<i>2013-15</i>	<i>73</i>	<i>12</i>	<i>11</i>	<i>23</i>	<i>2</i>	<i>0</i>	<i>1</i>
George Hughes (4)	2009-13	150	18	87	105	12	1	3
Gunnar Hughes (4)	2011-15	143	28	45	73	3	2	6
Mike Hurlbut (4)	1985-89	134	24	62	86	10	0	2
John Hutzenlaub (1)	1971-72	3	0	0	0	x	x	x
Mike Hynes (4)	1980-84	72	13	19	32	0	1	0
Don Jacobs (1)	1979-80	23	2	4	6	x	x	x
Brad James (2)	1988-90	66	4	10	14	3	0	0
Rick Janco (1)	2004-05	1	0	0	0	0	0	0
Jay Jenkins (10)	1969-70	8	1	1	2	x	x	x
Glenn Johnson (2)	1970-73	46	8	12	20	x	x	x
Mark Johnson (1)	1971-72	4	0	2	2	x	x	x
Rudy Johnson (1)	1929-30	x	x	x	x	x	x	x
Bruce Jones (2)	1960-62	7	0	0	0	x	x	x
Brian Kapeller (4)	1991-94	120	10	27	37	1	0	0
David Karlen (3)	1951-54	56	31	45	76	x	x	x
Mike Keenan (3)	1969-72	57	19	35	43	x	x	x
Derek Keller (4)	2006-10	133	13	24	37	6	0	0
Jared Keller (4)	2007-11	96	15	32	47	3	0	4
Pat Kelliher (1)	2009-10	4	0	0	0	0	0	0
Bud Kellogg (1)	1942-43	x	x	x	x	x	x	x
Richard Kennealy (2)	1971-73	39	7	6	13	x	x	x
Pete Kenny (1)	1937-38	x	x	x	x	x	x	x
David Kervick (4)	1982-86	21	0	1	1	0	0	0
James Kiesler (1)	1929-30	x	x	x	x	x	x	x
Al King (3)	1925-28	x	x	x	x	x	x	x
Hal King (2)	1958-60	27	7	5	12	x	x	x
Chris Kirkwood (3)	1978-81	65	18	36	54	x	x	x
Jake Klancher (2)	2008-10	43	1	6	7	0	0	0
Jack Klemens (3)	1942-48	x	x	x	x	x	x	x
Sean Knaub (2)	2001-03	7	0	0	0	0	0	0
Fred Koebel (1)	1942-43	x	x	x	x	x	x	x
Jeff Kungle (4)	1992-96	114	20	29	49	13	0	3
Les Kuntar (4)	1987-91	77	0	3	3	0	0	0
Bob Kunz (1)	1938-39	x	x	x	x	x	x	x
Kris Laamanen (2)	1993-95	43	8	17	25	0	0	1
Jim LaClair (2)	1962-64	13	0	0	0	x	x	x
Eric Lacroix (2)	1990-92	69	24	31	55	14	2	2

Career Leaders Game-Winning Goals

Greg Carey '14 2010-14	13
Mike McKenzie '10 2006-10	13
Gary Robertson '89 1985-89	13
Burke Murphy '96 1992-96	12
Paul Castron '85 1981-85	12
Joe Day '90 1986-90	11
Erik Anderson '01 1997-01	10
Andy Pritchard '91 1987-91	10
Dave Saunders '87 1983-76	10

Single Season Game-Winning Goals

Brandon Dietrich N02	7	1998-99
Mike McKenzie '10	7	2006-07
Greg Carey '14	6	2012-13
Dave Saunders '87	5	1986-87
Pete Lappin '88	5	1987-88
Gary Robertson '89	5	1988-89
Joe Day '90	5	1987-88
Doug Murray '90	5	1988-89
Chris Consorte '90	5	1988-89
Jamie Baker '89	5	1987-88
Burke Murphy '96	5	1994-95
Mike Lappin '92	5	1990-91

Player (Yrs.)	Seasons	Gm	G	A	Pts	PP	SH	GW
Martin Lacroix (4)	1988-92	108	45	56	101	20	3	3
Derek Ladouceur (4)	1994-98	120	17	95	112	13	0	1
Richard LaDuke (2)	1971-73	46	7	13	20	x	x	x
"Heinie" Lalone (1)	1925-26	x	x	x	x	x	x	x
Hank Lammens (4)	1984-88	131	13	42	55	5	1	2
Don Langill (1)	1951-52	12	1	3	4	x	x	x
Irving Langill (1)	1954-55	21	2	3	5	x	x	x
Larry Langill (2)	1958-60	46	47	41	88	x	x	x
Neale Langill (2)	1951-53	34	41	48	89	x	x	x
James Langlois (2)	1965-67	42	4	16	20	x	x	x
Daniel Laperriere (4)	1988-92	131	22	106	128	9	1	5
Chris Lappin (2)	1990-92	67	10	34	44	4	1	1
Mike Lappin (2)	1990-92	68	52	79	131	20	0	9
Peter Lappin (4)	1984-88	131	85	102	187	25	6	8
Tim Lappin (4)	1984-88	124	51	77	128	23	2	9
Arnie Larsen (3)	1948-51	x	x	x	x	x	x	x
Gary Laskoski (4)	1978-82	74	0	7	7	0	0	0
Richie Laub (1)	1960-61	16	0	1	1	x	x	x
Brian LaVack (2)	1993-95	7	0	1	1	0	0	0
Thom Lawler (3)	1957-60	66	28	53	81	x	x	x
Ralph Lawrence (1)	1961-62	3	0	1	1	x	x	x
Vic Lawson (3)	1965-68	75	5	23	28	x	x	x
Dick Layo (2)	1976-78	58	7	18	25	x	x	x
Chris Leach (3)	1971-74	61	5	14	19	x	x	x
Mark Leach (4)	1980-84	123	15	54	69	3	1	1
Vincent Lee (3)	1964-67	22	3	5	8	x	x	x
Lou Lento (3)	1949-52	x	x	x	x	x	x	x
Josh LeRoy (4)	1997-01	142	4	28	32	1	0	1
Mike Lockwood (4)	1977-81	108	19	32	51	x	x	x
Sean Logue (2)	2010-12	22	0	2	2	0	0	0
Jim Lorentz (4)	1999-03	152	31	37	68	9	1	3
<i>Ryan Lough (1)</i>	<i>2014-15</i>	<i>36</i>	<i>3</i>	<i>5</i>	<i>8</i>	<i>0</i>	<i>0</i>	<i>0</i>
Charles Lundberg (4)	1952-56	64	10	26	36	x	x	x
Sean Lundin (2)	1988-91	30	0	3	3	0	0	0
Allan MacCormack (3)	1971-74	81	49	78	127	x	x	x
Brad MacDonald (4)	1978-82	129	51	45	96	4	4	8
John MacDonald (1)	1977-78	21	1	2	3	x	x	x
<i>Kyle MacDonald (3)</i>	<i>2012-15</i>	<i>7</i>	<i>0</i>	<i>0</i>	<i>0</i>	<i>0</i>	<i>0</i>	<i>0</i>
Matt Macdonald (4)	2001-05	118	14	16	30	3	0	2
Stan MacDonald (3)	1962-65	51	5	7	12	x	x	x
Tom MacDonald (2)	1974-76	26	5	9	14	x	x	x
Tony Maci (4)	2000-05	83	2	15	17	1	0	1
Pete MacKenzie (1)	1975-76	19	1	2	3	x	x	x
Todd MacQueen (1)	1989-81	7	1	1	2	x	x	x
Bill MacCuaig (4)	1987-91	67	7	14	21	0	1	0
David MacTavish (3)	1990-93	5	0	0	0	0	0	0
Mike Madill (4)	2002-06	154	14	49	63	3	1	2
John Makins (3)	1965-68	73	33	48	81	x	x	x
Russ Mann (4)	1985-89	138	18	39	57	3	0	2
Andy Marchetti (3)	1998-01	57	6	12	18	0	0	0
Kris Margherio (3)	1997-00	25	1	4	5	0	0	0
Tony Mariano (3)	1971-74	80	19	35	54	x	x	x
<i>Mike Marnell (1)</i>	<i>2014-15</i>	<i>32</i>	<i>11</i>	<i>6</i>	<i>17</i>	<i>2</i>	<i>0</i>	<i>1</i>
Chris Martin (4)	2011-15	148	22	52	74	7	0	4
Jacques Martin (3)	1972-75	28	0	0	0	0	0	0
Kelly Martin (1)	1976-77	14	0	2	2	x	x	x
John Mason (3)	1960-63	75	29	27	56	x	x	x
Ron Mason (3)	1960-63	76	68	74	142	x	x	x
<i>Ben Massella (2)</i>	<i>2013-15</i>	<i>27</i>	<i>2</i>	<i>5</i>	<i>7</i>	<i>0</i>	<i>0</i>	<i>0</i>

Career Leaders

Power Play

Goals

Burke Murphy '96 1992-96	40
Andy Pritchard '91 1987-91	37
Greg Carey '14 2010-14	36
T.J. Trevelyan '06 2002-06	33
Jamie Baker '90 1986-90	28
Paul DiFrancesco '98 1994-98	27
Pete Lappin '88 1984-88	25
Tim Lappin '88 1984-88	23
Kyle Flanagan '13 2009-13	22

Single Season

Power Play

Goals

Jamie Baker, 1987-88	19
Andy Pritchard, 1988-89	15
Greg Carey, 2012-13	14
Andy Pritchard, 1990-91	14
T.J. Trevelyan 2003-04	13
Burke Murphy, 1995-96	11
Russ Bartlett, 2000-01	11
Paul DiFrancesco 1996-97	11

Player (Yrs.)	Seasons	Gm	G	A	Pts	PP	SH	GW
Mike McCabe (2)	1997-99	6	0	0	0	0	0	0
Brian McCarthy (2)	1992-93	47	19	20	39	9	0	2
David McCarthy (1)	1925-26	x	x	x	x	x	x	x
William McCaw (1)	1966-67	13	5	7	13	x	x	x
Brian McColgan (4)	1984-88	113	31	69	100	13	0	5
Mike McCourt (4)	1990-94	128	15	55	70	10	0	1
Joe McEachern (1)	1986-87	15	0	5	5	0	0	0
Brian McFarlane (4)	1951-55	74	101	84	185	x	x	x
Mark McGeough (4)	1990-94	97	12	20	32	1	0	1
Pete McGeough (4)	1984-88	127	19	65	84	1	1	3
Mark McGinn (1)	1974-75	2	0	0	0	0	0	0
Sean McGovern (2)	2012-14	57	1	9	10	0	0	0
Mark McGrath (4)	1994-98	117	32	21	53	7	2	2
James McInnis (3)	1961-64	78	21	32	53	x	x	x
Doug McKay (1)	1959-60	1	0	0	0	x	x	x
Brad McKee (3)	1984-87	79	19	17	36	1	1	3
Mike McKenna (4)	2001-05	95	0	5	5	0	0	0
Mike McKenzie (4)	2006-10	144	49	65	114	20	3	13
Daniel McKillip (3)	1956-59	41	19	12	31	x	x	x
Bernie McKinnon (3)	1954-57	68	16	28	44	x	x	x
Derek McLaughlin (4)	1994-98	136	38	44	82	12	0	3
Joe McLean (3)	1954-57	65	72	73	145	x	x	x
Ross McMullen (2)	2012-14	25	1	1	2	0	0	0
Spencer Meany (4)	1990-94	119	40	49	89	14	0	3
Bill Meehan (4)	1951-55	83	51	81	132	x	x	x
Jim Mendillo (1)	1964-65	7	1	1	2	x	x	x
Larry Meyers (1)	1938-39	x	x	x	x	x	x	x
Dan Michaud (1)	1976-77	22	3	2	5	x	x	x
Arthur Miles (1)	1929-30	x	x	x	x	x	x	x
Zach Miskovic (4)	2005-09	154	27	46	73	9	1	5
Max Mobley (4)	2008-12	91	3	6	9	0	1	0
Robert Moran (3)	1966-69	73	21	21	42	x	x	x
Terry Moran (3)	1968-71	54	19	23	52	x	x	x
By Morrison (3)	1925-28	x	x	x	x	x	x	x
Ed Morrison (3)	1955-58	61	9	12	21	x	x	x
Scott Morrison (2)	1973-75	29	1	2	3	0	0	0
Rob Morrow (2)	1982-84	19	0	3	3	0	0	0
Chip Mosher (1)	1942-43	x	x	x	x	x	x	x
Robbie Moss (4)	2008-12	30	0	0	0	0	0	0
Don Moten (2)	1951-53	x	x	x	x	x	x	x
Wayne Mousaw (3)	1960-63	74	30	33	63	x	x	x
Mike Mudd (4)	1986-90	22	0	1	1	0	0	0
Mike Muir (4)	1998-02	122	3	7	10	0	0	0
Pat Muir (4)	2003-08	26	1	2	3	0	0	0
Sean Muir (4)	1998-02	126	6	8	14	0	0	0
Rick Mulligan (4)	1983-87	103	32	43	75	7	2	4
Robert Mullin (2)	1957-59	12	0	0	0	x	x	x
Burke Murphy (4)	1992-96	130	99	75	174	40	0	12
Scott Murphy (4)	1993-97	100	6	21	27	0	0	0
Doug Murray (4)	1986-90	137	29	81	110	10	2	5
Joseph Nappo (1)	1929-30	x	x	x	x	x	x	x
Vince Nardiello (2)	1938-40	x	x	x	x	x	x	x
Mike Nardello (4)	1946-50	x	x	x	x	x	x	x
Vic Natali (1)	1998-99	19	7	2	9	1	0	0
Steve Nelson (3)	1977-80	92	22	31	53	x	x	x
Scott Nickerson (4)	1982-86	107	24	33	67	3	0	3
Jack O'Brien (4)	1998-03	88	14	14	28	0	2	0
Ron O'Brien (3)	1954-57	67	68	84	152	x	x	x

Career Leaders Short Handed Goals

Joe Day '90 1986-90	11
Paul Castron '85 1981-85	7
Paul DiFrancesco '98 1994-98	7
Patrick Doherty '15 2011-15	6
Pete Lappin '88, 1984-88	6
Travis Vermeulen '10 2006-10	6
Bob Prier '99, 1995-99	5

Single Season Short Handed Goals

Pete Lappin 1987-88	4
Joe Day, 1988-89	4
Andy Pritchard, 1990-91	4
Paul Castron, 1984-85	3

Player (Yrs.)	Seasons	Gm	G	A	Pts	PP	SH	GW
Dick Massey (3)	1957-61	64	4	21	24	x	x	x
John Massoud (4)	1989-93	88	24	27	51	5	0	3
Larry Matheson (1)	1962-63	1	0	0	0	x	x	x
Thomas Mayer (3)	1966-69	63	22	15	37	x	x	x
Russ Mazgut (1)	2000-01	4	0	0	0	0	0	0
Brock McBride (4)	2005-09	140	40	70	110	15	3	7
Tom O'Connor (3)	1972-75	43	0	0	0	x	x	x
Matt Oikawa (4)	1995-99	104	20	24	44	3	1	1
John Olin (1)	1984-85	9	1	0	1	0	0	1
Todd Oliver (1)	1992-93	2	0	0	0	0	0	0
Arnie O'Reilly (3)	1962-65	74	35	39	74	x	x	x
Joe O'Rourke (2)	1973-75	16	0	1	1	x	x	x
Kevin O'Shea (1)	1967-68	14	11	13	24	x	x	x
Clint Owen (3)	1994-97	60	0	1	1	0	0	0
Stace Page (4)	2001-04	118	32	33	65	10	0	5
Casey Parenteau (3)	2006-09	100	25	32	57	5	1	3
Arlie Parker (3)	1959-62	66	13	27	40	x	x	x
Jamie Parker (4)	2002-06	128	8	15	23	0	0	0
<i>Tyler Parks (2)</i>	<i>2013-14</i>	<i>8</i>	<i>0</i>	<i>0</i>	<i>0</i>	<i>0</i>	<i>0</i>	<i>0</i>
Lou Paquette (1)	1938-39	x	x	x	x	x	x	x
Paul Patrick (3)	1969-72	60	2	6	8	x	x	x
Bob Peacock (3)	1977-80	45	0	7	7	0	0	0
Mike Pelletier (3)	1985-88	81	15	27	42	4	0	0
Tim Pelyk (3)	1969-72	61	14	39	53	x	x	x
Bob Perani (3)	1963-66	63	0	0	0	x	x	x
Tom Perry (3)	1992-96	93	9	31	40	6	0	2
Justin Pesony (4)	2004-08	57	0	1	1	0	0	0
Ziga Petac (4)	2000-04	106	14	13	27	2	0	1
Bjorne Petersen (2)	1927-29	x	x	x	x	x	x	x
Alex Petizian (4)	2006-10	86	0	1	1	0	0	0
William Petrie (1)	1929-30	x	x	x	x	x	x	x
Todd Petkovich (3)	1983-86	70	21	31	52	1	1	2
Rich Peverley (4)	2000-04	138	44	73	117	13	1	6
Jim Pincock (1)	1986-87	4	0	0	0	0	0	0
Nick Pitsikoulis (4)	2007-11	103	17	18	35	3	0	0
Bob Pitt (2)	1964-66	22	2	5	7	x	x	x
Bill Plimpton (2)	1953-55	3	0	1	1	x	x	x
Jon Plummer (1)	1977-78	30	3	20	23	x	x	x
John Poapst (4)	1995-99	140	35	62	97	14	0	8
Steve Polanish (2)	1995-97	8	0	0	0	0	0	0
Mike Polomsky (1)	1988-89	19	2	1	3	0	0	0
Phil Polomsky (1)	1988-89	13	0	1	1	0	0	0
Dean Popiel (4)	1976-80	96	38	54	92	x	x	x
Dick Popiel (2)	1976-78	55	24	29	53	x	x	x
Eric Powell (1)	1977-78	2	0	0	0	x	x	x
Ray Pratt (3)	1958-61	66	2	15	17	x	x	x
Tom Pratt (2)	1983-85	63	6	12	18	3	0	1
Pat Presley (3)	1956-59	62	24	50	74	x	x	x
Bob Prier (4)	1995-99	133	60	56	116	14	5	3
Andy Pritchard (4)	1987-91	124	80	82	162	37	4	10
Joel Prpic (4)	1993-97	129	22	32	54	0	4	1
<i>Matt Purmal (1)</i>	<i>2014-15</i>	<i>23</i>	<i>4</i>	<i>2</i>	<i>6</i>	<i>0</i>	<i>0</i>	<i>0</i>
Benoit Quesnel (4)	1981-85	118	36	74	110	5	3	6
Lawrence Quinn (3)	1938-41	x	x	x	x	x	x	x
Rick Rafter (4)	1980-84	128	12	42	54	3	0	2
Matt Raley (4)	2007-11	105	3	10	13	0	0	1
Patrick Raley (4)	2010-14	142	3	25	28	0	0	0
Arne Ramholt (1)	1997-98	14	0	0	0	0	0	0

Player (Yrs.)	Seasons	Gm	G	A	Pts	PP	SH	GW
Kyle Rank (3)	2003-07	141	39	69	99	15	4	6
Bob Rankin (3)	1982-85	16	1	1	2	0	0	0
Donald Raper (2)	1955-57	8	1	1	2	x	x	x
Harold Rasbeck (2)	1927-29	x	x	x	x	x	x	x
Bill Renner (3)	1955-58	62	13	30	43	x	x	x
Steve Rhodes (4)	1980-84	127	41	62	103	5	4	5
Steve Rich (4)	1980-84	196	26	46	62	4	4	5
Harold Riopelle (3)	1955-58	63	30	41	71	x	x	x
Shawn Rivers (2)	1988-90	64	6	38	44	1	0	1
Gordon Rivoire (3)	1972-75	76	17	35	52	x	x	x
Bruce Robertson (3)	1981-85	59	11	15	27	1	0	1
Gary Robertson (4)	1985-89	135	49	47	96	10	2	13
Jeff Robinson (4)	1979-83	126	47	49	96	4	4	4
Francois Roch (2)	1976-78	58	4	7	11	x	x	x
John Roderick (4)	1989-93	92	3	6	9	0	0	0
David Ross (3)	1963-66	55	29	52	81	x	x	x
Jared Ross (4)	2005-09	134	22	26	48	9	0	6
Mitch Ross (2)	1978-80	55	4	7	11	x	x	x
Ken Ruddock (3)	1993-97	127	6	15	21	0	0	1
Pat Rudkins (1)	1975-76	16	1	0	1	x	x	x
Bill Russo (1)	1942-43	x	x	x	x	x	x	x
Jon Sachs (2)	1986-88	6	0	0	0	0	0	0
Jim Salfi (3)	1961-64	77	10	35	45	x	x	x
Jesse Sammis (3)	1957-60	60	12	11	23	x	x	x
Eric Sandford (3)	1971-74	56	23	22	45	x	x	x
Andrzej Sandrzyk (4)	2003-07	105	4	19	23	1	1	0
David Saunders (4)	1983-87	122	50	83	133	15	4	10
Mike Savage (3)	1963-66	58	37	33	70	x	x	x
Bill Schaffer (3)	1959-62	63	5	10	15	x	x	x
Larry Schneible (3)	1952-54	34	6	5	11	x	x	x
Dick Schroeder (1)	1955-56	1	1	1	2	x	x	x
Kurt Shroeder (1)	1985-86	9	0	0	0	0	0	0
Esley Schwartz (2)	1925-27	x	x	x	x	x	x	x
Robert Scott (4)	1949-52	x	x	x	x	x	x	x
Randy Sexton (4)	1978-82	125	15	54	69	5	0	1
Bill Shannon (3)	1970-73	64	2	19	21	x	x	x
James Shatford (1)	1973-71	10	0	1	1	x	x	x
Pat Shea (2)	1961-63	53	20	16	36	x	x	x
Joe Sherin (3)	1958-61	29	0	0	0	x	x	x
Ray Shero (4)	1980-85	125	58	77	135	19	1	5
Ted Siekmann (1)	1925-26	x	x	x	x	x	x	x
Don Simon (1)	1964-65	17	1	3	4	x	x	x
Allie Skelley (3)	2000-04	75	2	10	12	0	0	1
Dan Skene (4)	1991-95	98	16	18	34	5	0	1
Mark Slater (3)	1972-75	76	38	40	78	x	x	x
Michael Slater (1)	1961-62	1	0	0	0	x	x	x
Peter Slater (3)	1966-69	62	29	30	59	x	x	x
Terry Slater (3)	1958-61	66	75	92	167	x	x	x
Bill Sloan (4)	1952-56	83	0	0	0	x	x	x
Bud Slocum (1)	1942-43	x	x	x	x	x	x	x
Bill Smith (1)	1980-81	3	0	0	0	x	x	x
Kyle Smith (1)	1975-76	27	10	11	21	x	x	x
Richard Smith (3)	1965-68	75	29	66	95	x	x	x
Steve Smith (4)	1980-84	123	20	43	63	2	0	0
Doug Smoke (1)	1979-80	23	1	6	7	x	x	x
<i>Drew Smolcynski (2)</i>	<i>2013-15</i>	<i>47</i>	<i>6</i>	<i>18</i>	<i>24</i>	<i>1</i>	<i>0</i>	<i>1</i>
David Snyder (3)	1963-66	71	3	10	13	x	x	x
Joe Spadaccini (2)	2008-11	5	0	0	0	x	x	x

Player (Yrs.)	Seasons	Gm	G	A	Pts	PP	SH	GW
John Spader (2)	1942-47	x	x	x	x	x	x	x
Paul Spagnoletti (4)	1990-94	69	0	3	3	x	x	x
Nick Starapoli (2)	1950-52	34	27	33	61	x	x	x
Reginald Steel (1)	1942-43	x	x	x	x	x	x	x
Robert Steer (2)	1957-60	24	0	0	0	x	x	x
Chet Stefanowicz (3)	1951-54	40	35	43	78	x	x	x
Dan Stephano (1)	1987-88	4	0	0	0	x	x	x
Scott Stevens (4)	1993-97	132	40	52	92	9	4	6
<i>Joe Sullivan (1)</i>	<i>2014-15</i>	<i>36</i>	<i>6</i>	<i>5</i>	<i>11</i>	<i>0</i>	<i>1</i>	<i>4</i>
John Spader (2)	1942-47	x	x	x	x	x	x	x
Paul Spagnoletti (4)	1990-94	69	0	3	3	x	x	x
Nick Starapoli (2)	1950-52	34	27	33	61	x	x	x
Reginald Steel (1)	1942-43	x	x	x	x	x	x	x
Robert Steer (2)	1957-60	24	0	0	0	x	x	x
Chet Stefanowicz (3)	1951-54	40	35	43	78	x	x	x
Dan Stephano (1)	1987-88	4	0	0	0	x	x	x
Scott Stevens (4)	1993-97	132	40	52	92	9	4	6
Rich Stewart (4)	1985-89	15	0	0	0	0	0	0
Wes Stitt (2)	1954-56	23	5	12	17	x	x	x
Mac Stratford (4)	2009-13	71	2	3	5	1	0	0
Gil Stratton (1)	1940-41	x	x	x	x	x	x	x
John Strickland (2)	1928-30	x	x	x	x	x	x	x
Paul Swancott (3)	1952-55	25	14	19	33	x	x	x
<i>Eric Sweetman (2)</i>	<i>2013-15</i>	<i>75</i>	<i>8</i>	<i>27</i>	<i>35</i>	<i>3</i>	<i>0</i>	<i>2</i>
Mike Sweett (3)	1971-74	80	40	57	97	x	x	x
Jeremy Symington (4)	1997-01	46	0	2	2	x	x	x
Max Taylor (4)	2003-07	145	29	50	79	9	4	7
Hal Tenney (2)	1927-29	x	x	x	x	x	x	x
Mike Terwilliger (4)	1989-93	85	0	10	10	0	0	0
Raymond Tessier (3)	1959-62	73	27	33	60	x	x	x
Emile Therien (3)	1963-66	61	36	35	71	x	x	x
<i>Tommy Thompson (3)</i>	<i>2011-15</i>	<i>104</i>	<i>17</i>	<i>19</i>	<i>36</i>	<i>0</i>	<i>1</i>	<i>1</i>
Len Thornbury (4)	1980-84	98	10	21	31	2	0	1
Ryan Thorpe (1)	2005-06	1	0	0	0	0	0	0
Gerry Thygesen (2)	1977-79	17	2	3	5	x	x	x
Rod Tilt (2)	1957-59	12	0	0	0	x	x	x
Kain Tisi (4)	2006-09	46	0	0	0	0	0	0
Larry Tomalty (1)	1984-85	7	0	0	0	0	0	0
Hugh Tobin (2)	1928-30	x	x	x	x	x	x	x
Steve Torkos (4)	1986-90	14	1	2	3	0	0	0
Bobby Torney (4)	2007-11	38	1	1	2	0	0	0
Bill Torrey (2)	1953-55	2	0	0	0	x	x	x
Tom Touzel (3)	1977-80	61	9	5	14	x	x	x
Lawrence Traynor (2)	1938-40	x	x	x	x	x	x	x
T.J. Trevelyan (4)	2002-06	150	78	76	154	33	4	5
J.K. Trimble (3)	1982-85	34	0	1	1	0	0	0
Chase Trull (3)	2003-06	96	6	11	17	1	0	1
Tom Truelock (1)	1938-39	x	x	x	x	x	x	x
Steve Tuite (4)	1981-85	121	17	47	64	7	1	2
Bob Vanacek (3)	1978-81	48	5	10	15	0	0	0
Dick VanDuesen (1)	1947-48	x	x	x	x	x	x	x
Nic Vangog (2)	2010-12	40	0	8	8	0	0	0
Don Vaughan (3)	1981-84	96	41	49	90	9	3	3
Kevin Veneruzzo (4)	1997-01	121	7	15	22	0	0	1
Gerard Verbeek (4)	1989-93	104	22	31	53	1	1	1
Travis Vermuelen (4)	2006-10	147	35	48	83	2	6	5
Richard Vilas (3)	1938-41	x	x	x	x	x	x	x
Al Visgaitis (1)	1959-60	1	0	0	0	x	x	x

Player (Yrs.)	Seasons	Gm	G	A	Pts	PP	SH	GW
Roger Young (1)	1942-43	x	x	x	x	x	x	x
Ray Viskovich (1)	1979-80	22	2	6	8	x	x	x
Ed Vreeland (2)	1927-29	x	x	x	x	x	x	x
Dan Walenty (4)	1976-80	97	26	35	61	x	x	x
Dan Walker (3)	1975-78	60	44	46	90	x	x	x
Mickey Walker (4)	1952-56	68	22	32	54	x	x	x
Mark Wallmann (3)	2004-07	108	13	14	27	2	0	2
Paul Wallmann (4)	2004-07	40	0	4	4	0	0	0
Bob Wanamaker (3)	1968-71	35	11	15	26	x	x	x
<i>Brian Ward (2)</i>	<i>2012-15</i>	<i>75</i>	<i>17</i>	<i>26</i>	<i>43</i>	<i>6</i>	<i>0</i>	<i>1</i>
Ryan Ward (4)	1997-00	47	3	7	10	0	0	0
Ron Waske (3)	1966-69	48	11	15	26	x	x	x
Simon Watson (4)	2002-06	116	11	13	24	1	1	1
Drew Weaver (2)	2007-10	15	1	0	1	0	0	0
Gary Webb (3)	1970-73	75	31	31	62	x	x	x
Jack Weeden (4)	1946-50	x	x	x	x	x	x	x
Jim Weeden (2)	1946-48	x	x	x	x	x	x	x
Doug Weeks (1)	1969-70	22	0	3	3	x	x	x
Gray Weicker (4)	1979-83	76	0	4	4	0	0	0
Dan Weir (3)	1973-77	44	18	17	35	x	x	x
Brian Welch (3)	1970-73	46	2	4	6	x	x	x
Chris Wells (4)	1988-92	102	20	35	55	1	1	3
Don Wells (2)	1957-59	12	0	0	0	x	x	x
Bob Wells (2)	1972-75	55	2	22	24	x	x	x
Matt Weninger (4)	2010-13	132	0	2	2	0	0	0
John Went (3)	1965-68	42	0	0	0	x	x	x
Doug Westerberg (3)	1948-51	x	x	x	x	x	x	x
John Westlye (2)	1948-51	x	x	x	x	x	x	x
Mike Whalen (2)	1978-80	41	13	11	26	x	x	x
Bill White (3)	1938-41	x	x	x	x	x	x	x
Rob White (4)	1986-90	134	13	58	71	5	0	2
Sarge Whittier (3)	1955-57	28	0	0	0	x	x	x
Jeremy Wick (4)	2010-13	132	34	40	74	18	1	4
Paul Wicks (3)	1961-64	39	10	12	22	x	x	x
Bill Wilkinson (3)	1967-70	75	30	66	96	x	x	x
Scott Willson (1)	1983-84	2	0	0	0	0	0	0
Rick Wilson (3)	1976-80	64	0	2	2	x	x	x
Jason Windle (4)	1997-00	126	23	25	49	0	3	5
Jon Wires (1)	2003-04	5	0	0	0	0	0	0
Dave Witherell (4)	1985-89	105	35	30	65	5	0	8
Alan Woodlock (3)	1963-66	70	25	24	49	x	x	x
Kevin Wright (4)	1986-90	116	21	32	53	2	1	1
Scott Yearwood (3)	1984-87	73	0	2	2	0	0	0
Robert Yeaton (2)	1947-49	x	x	x	x	x	x	x
David Yoshida (3)	1970-73	72	25	38	63	x	x	x
Todd Yurack (1)	1990-91	2	0	0	0	0	0	0
Arthur Zasadny (3)	1969-72	51	8	18	26	x	x	x
Robert Zavell (2)	1958-62	20	0	1	1	x	x	x
Miek Zbriger (4)	2002-06	95	23	20	43	8	0	5
John Zeiler (4)	2002-06	144	40	83	123	18	2	6
Matt Zielinski (1)	1966-67	25	0	7	7	x	x	x
Ed Zifcak (4)	1952-56	86	56	66	122	x	x	x
George Zook (2)	1938-40	x	x	x	x	x	x	x

St. Lawrence Hockey Goaltending Records

All listed played in at least one varsity game.

Player (Yrs.)	Seasons	Gm	Min.	Sv.	GA	Sv.%	GA Av.	W-L-T	Career Wins	
Kevin Ackley (4)	2001-06	64	3485:50	1689	183	.902	3.55	19-36-7	Bill Sloan	65
Harry Aikens (4)	1973-77	53	2944:12	1685	243	.974	4.95	22-28-1	Paul Cohen	51
Jim Babcock (1)	1962-63	1	20:00	4	1	.800	3.00	0-0-0	Matt Weninger	51
John Boylan (2)	1954-55	20	1162:49	526	67	.887	3.46	14-4-1	Alex Petizian	45
Jon Bracco (4)	1993-97	60	3030:29	1502	207	.878	4.09	25-24-1	Les Kuntar	43
Richie Broadbelt (3)	1960-63	59	3505:00	1720	173	.908	2.96	32-16-2	Richie Broadbelt	42
Adolph Brink (2)	1983-85	17	735:25	331	43	.885	3.50	8-5-1	Gray Weicker	38
Jerry Cantwell (2)	1953-54	4	55:18	17	0	---	0.00	0-0-0	Scott Yearwood	37
Sean Coakley (4)	1997-01	29	1308:56	613	76	.889	3.48	9-8-4	Gene Delvecchio	36
Neil Coir (2)	1957-58	16	971:29	418	57	.880	3.52	11-7-1	Erick Heffler	32
Paul Cohen (4)	1985-89	78	3918:16	1770	206	.895	3.15	51-15-0	Mike McKenna	32
Gene DelVecchio (4)	1947-51	54	3212:56	---	218	---	4.07	36-17-1		
Tim Flanigan (2)	1982-84	3	62:31	25	6	.806	5.76	0-0-0		
Brady Giroux (4)	1989-93	40	1839:14	829	109	.883	3.55	17-9-2		
Bob Goodwin (3)	1977-81	19	936:20	534	79	.871	5.06	4-8-3		
Derek Gustafson (1)	1999-00	24	1434:46	733	50	.936	2.09	17-14-2	Matt Weninger	3409
David Grilk (3)	2010-13	4	93:41	51	9	.850	5.76	0-1-0	Mike McKenna	2424
Tim Hall (3)	2000-03	6	43:36	19	2	.905	2.75	0-0-0	Eric Heffler	2253
John Hallas (4)	2004-08	21	960:46	407	42	.906	2.62	6-8-1	Rick Wilson	2251
Kyle Hayton (1)	2014-15	36	2186:05	1062	71	.937	1.95	20-13-3	Alex Petizian	2198
Jerry Healey (3)	1967-70	60	2785:00	1389	182	.883	3.92	26-18-3	Gary Laskoski	2137
Eric Heffler (4)	1995-98	79	4249:01	2253	197	.919	2.78	32-29-8	Bob Perani	2114
Dick Hersey (2)	1963-65	6	345:00	165	19	.896	3.30	1-4-1	Les Kuntar	2022
Dan Holland (1)	1974-75	10	544:30	289	56	.837	5.73	0-5-0	Scott Yearwood	1979
Alan Howes (3)	1969-72	51	3740:00	1847	246	.882	3.94	23-34-0	Bill Sloan	1915
John Hutzenlaub (1)	1971-72	3	81:00	35	7	.833	5.18	0-1-0		
Bruce Jones (1)	1961-62	7	410:00	147	25	.855	3.72	4-2-0		
Dave Kervick (4)	1982-86	21	1057:15	531	82	.867	4.65	7-8-0		
Sean Knaub (2)	2001-03	7	217:52	125	12	.904	3.30	1-2-0	Matt Weninger	132
Les Kuntar (4)	1987-91	77	4588:54	2027	236	.895	3.08	53-25-2	Mike McKenna	95
Gary Laskoski (4)	1978-82	74	3976:28	2137	309	.873	4.66	25-45-1	Alex Petizian	86
Kyle MacDonald (2)	2012-15	7	163:27	60	11	.845	4.04	0-2-0	Bill Sloan	85
Dave MacTavish (3)	1990-93	5	31:55	9	1	.900	1.87	0-0-0	Paul Cohen	78
Jacques Martin (3)	1972-75	28	1891:41	958	139	.873	4.41	17-11-0	Eric Heffler	75
Doug McKay (1)	1959-60	1	8:00	0	0	---	0.00	0-0-0	Gary Laskoski	74
Mike McKenna (4)	2001-05	95	5236:04	2424	249	.907	2.85	32-44-8	Scott Yearwood	73
Robby Moss (4)	2008-12	30	1469:41	666	80	.893	3.27	11-11-3	Les Kuntar	72
Mike Mudd (4)	1986-90	22	904:59	480	42	.919	2.78	7-4-3	Gray Weicker	66
Tom O'Connor (3)	1972-75	43	2146:00	1135	160	.876	4.47	16-23-1	Kevin Ackley	66
Clint Owen (3)	1994-97	60	3223:22	1633	217	.882	4.03	22-26-7		
Tyler Parks (2)	2013-15	8	359:34	225	17	.871	2.84	2-2-0		
Bob Perani (3)	1963-66	63	3770:00	2114	204	.912	3.24	29-31-3		
Justin Pesony (4)	2004-08	57	3073:27	1250	151	.892	2.95	26-21-4	Derek Gustafson	2.05*
Alex Petizian (4)	2006-10	86	4966:13	2197	209	.913	2.53	45-29-10	Sarge Whittier	2.38
Bob Pitt (1)	1966-67	1	20:00	6	1	.857	3.00	0-0-0	Alex Petizian	2.54
John Ryan (1)	1967-68	5	288:06	151	28	.834	5.83	2-3-0	Bill Sloan	2.55
Joe Sherin (3)	1958-61	29	1747:37	812	127	.864	4.36	22-7-0	John Hallas	2.62
Bill Sloan (4)	1952-56	85	4838:42	1915	206	.902	2.55	65-18-2	Kain Tisi	2.67
Joe Spadaccini (1)	2010-11	5	110:40	33	5	.868	2.71	1-0-0	Eric Heffler	2.75
Scott Smith (1)	1994-95	3	31:50	11	2	.846	3.75	0-0-0	Tim Hall	2.75
Paul Spagnoletti (4)	1990-94	69	3722:04	1673	234	.877	3.77	30-32-3	Mike Mudd	2.75
Bob Steer (2)	1958-60	28	1726:24	1015	106	.905	3.60	15-8-3	Mike McKenna	2.86
Dan Stephano (1)	1987-88	4	58:42	21	5	.807	5.10	1-1-0	Richie Broadbelt	2.89
Jeremy Symington (4)	1997-01	27	1474:06	743	72	.912	2.93	16-8-0		
Ryan Thorpe (1)	2005-06	1	2:13	0	0	---	0.00	0-0-0		

*-Played only one season, 1999-2000

									Career Save Percentage	
John Tilghman (1)	1971-72	1	20:00	3	1	.750	3.00	0-0-0	Derek Gustafson	.936*
Kain Tisi (4)	2006-10	46	2436:44	1016	104	.907	2.56	16-19-4	Eric Heffler	.920
J.K. Trimble (3)	1982-85	34	1484:12	608	92	.868	3.71	15-8-0	Mike Mudd	.920
Ron Waske (3)	1966-69	9	530:00	263	37	.876	4.18	4-2-1	Alex Petizian	.913
Gray Weicker (4)	1979-83	76	3569:03	1620	202	.889	3.39	38-19-1	Bob Perani	.912
John Went (3)	1965-68	42	2230:00	1001	115	.896	3.09	25-11-1	Richie Broadbelt	.909
Matt Weninger (4)	2010-14	132	7538:55	3409	372	.902	2.96	51-63-14	Mike McKenna	.907
Sarge Whittier (3)	1954-57	28	1385:27	429	55	.886	2.38	12-7-0	Kain Tisi	.907
Rick Wilson (4)	1977-80	62	3548:00	2251	356	.863	6.02	16-40-2	Tim Hall	.905
Scott Yearwood (3)	1984-87	73	3941:17	1979	233	.894	3.54	37-28-1	Bill Sloan	.903
									Kevin Ackley	.903

Career Minutes	
Matt Weninger	7539
Mike McKenna	5231
Alex Petizian	4966
Bill Sloan	4838
Eric Heffler	4259
Les Kuntar	4180
Gary Laskoski	3975
Scott Yearwood	3941
Paul Cohen	3918
Bob Perani	3765



**ECAC CHAMPIONS
TOURNAMENT
2001 2000
1992 1989
1988 1962
REGULAR SEASON
2007 2000
1988**